

Uniform Crime Reporting

2022 Report





The Department of Public Safety has collected the data from associated agencies like Criminal Records Unit and Aging and Disability Services. The Department of Public Safety does not guarantee this book to be complete or accurate with regards to the data being provided.



STATE OF NEVADA

DEPARTMENT OF PUBLIC SAFETY

Joe Lombardo, Governor

George Togliatti, Director
Department of Public Safety

Erica Souza-Llamas, Division Administrator
Records, Communications and Compliance Division

Georgina Castaneda, Special Services Manager
Records, Communications and Compliance Division

Raymond Mansi, NCJIS Program Specialist Supervisor
Records, Communications and Compliance Division

Justin Blakeley, NCJIS Program Specialist
Records, Communications and Compliance Division



Nevada Department of **Public Safety**

DEDICATION PRIDE SERVICE

DPS VISION: To be the premiere public safety agency and provide advanced law enforcement services to the citizens of Nevada. To support and empower DPS employees by encouraging diversity in the workforce, results oriented service, productivity and meaningful career growth. The DPS is committed to achieving the highest standards of excellence through the use of comprehensive training programs, progressive technology, federal, state and local government partnerships with interagency cooperation to ensure the safety of all citizens and visitors in Nevada.

DPS MISSION STATEMENT: The Nevada State Police serves as the law enforcement agency across Nevada, coordinating with local, state, and federal agencies and community partners to provide the highest level of public safety services for Nevadans and visitors to the Silver State.



Table of Contents

Protection Order Data..... 8

Aging & Disability Services Data38

Supplemental Hate Crime..... 50



Statement of Policy

FOR RELEASE OF UCR STATISTICAL INFORMATION

The following policies provide guidance concerning the release of UCR statistical information. Prior to being released, all information is approved by senior UCR staff.

1. This report is available via email by request, or on the Criminal History Repository website at <https://rccd.nv.gov/About/UCR/Crime-In-Nevada>
2. Information contained in the published annual report may be released via telephone, letter, etc., to any interested party.
3. All requests for unpublished information should be directed to the UCR Program at ucr@dps.state.nv.us

THIS PAGE WAS LEFT INTENTIONALLY BLANK



Protection Orders

There are 5 types of Protection Order data in this section

- Domestic Violence Protection Orders – DV PO
- Stalking Protection Orders – Stalking PO
- Aggravated Stalking Protection Order – Agg Stalking PO
- Harassment Protection Order – Harassment PO
- Sexual Assault Protection order – Sexual Assault PO



DV Protection Order Statistics

One Protection Order for Domestic Violence Granted 53 Minutes, 42 Seconds

Protection Orders	Orders	% of TPO	% Change from 2021	Orders / 1,000 Pop
Temporary	6,177	78%	-10.26%	1.96
Extended	1,742	22.00%	-25.71%	0.55

TPO Including Custody of a Minor	2,453	30.98%	22.04%	0.78
----------------------------------	-------	--------	--------	------

Served to Adverse Party		Expire or Dissolved	
TPO	4,935	TPO	7,921
EXT	2,270	EXT	2,221
Total	7,205	Total	10,142



Stalking PO Statistics

**One Protection Order for Stalking Granted Every 4 Hours, 16 Minutes,
8 Seconds**

Protection Orders	Orders	% of TPO	% Change from 2021	Orders / 1,000 Pop
Temporary	1,422	69.30%	62.89%	0.45
Extended	630	30.70%	25.00%	0.20

TPO Including Custody of a Minor	0	0.00%	NA	0.00
--	---	-------	----	------

Served to Adverse Party		Expire or Dissolved	
TPO	602	TPO	1,429
EXT	462	EXT	478
Total	1,064	Total	1,907



Agg Stalking PO Statistics

One Protection Order for Aggravated Stalking Granted Every 52 Days, 3 Hours, 25 Minutes, 42 Seconds

Protection Orders	Orders	% of TPO	% Change from 2021	Orders / 1,000 Pop
Temporary	4	57%	300.00%	0.001272
Extended	3	42.86%	50.00%	0.000954

TPO Including Custody of a Minor	0	0.00%	NA	0.00
----------------------------------	---	-------	----	------

Served to Adverse Party		Expire or Dissolved	
TPO	3	TPO	2
EXT	3	EXT	5
Total	6	Total	7



Harassment PO Statistics

One Protection Order for Harassment Granted Every 9 Days, 14 Hours, 31 Minutes, 34 Seconds

Protection Orders	Orders	% of TPO	% Change from 2021	Orders / 1,000 Pop
Temporary	28	74%	250.00%	0.01
Extended	10	26.32%	233.33%	0.00

TPO Including Custody of a Minor	1	2.63%	NA	0.00
----------------------------------	---	-------	----	------

Served to Adverse Party

TPO	17	TPO	19
EXT	7	EXT	6

Total

24

Expired or Dissolved

Total

25



Sexual Assault PO Statistics

One Protection Order for Sexual Assault Granted Every 6 Days, 9 Hours, 41 Minutes, 3 Seconds

Protection Orders	Orders	% of TPO	% Change from 2021	Orders / 1,000 Pop
Temporary	39	68%	129.41%	0.01
Extended	18	31.58%	0.00%	0.01

TPO Including Custody of a Minor	1	1.75%	NA	0.00
----------------------------------	---	-------	----	------

Served to Adverse Party		Expired or dissolved	
TPO	14	TPO	39
EXT	14	EXT	13
Total	28	Total	52



About Protection Orders

The reporting of the protection order data presented here is collected per the guidelines set forth in Nevada Revised Statute 179A.350.

NRS 179A.350 Creation; contents; prompt entry of information; accessibility; retention of records; submission of report to Legislature.

1. The Repository for Information Concerning Orders for Protection is hereby created within the Central Repository.
2. Except as otherwise provided in subsection 10, the Repository for Information Concerning Orders for Protection must contain a complete and systematic record of all:
 - (a) Temporary and extended orders for protection against domestic violence issued or registered in the State of Nevada and all Canadian domestic-violence protection orders registered in the State of Nevada, including, without limitation, any information received pursuant to [NRS 33.095](#);
 - (b) Temporary and extended orders for protection against stalking, aggravated stalking or harassment issued in this State pursuant to [NRS 200.599](#); and
 - (c) Temporary and extended orders for protection against a person alleged to have committed the crime of sexual assault issued in this State pursuant to [NRS 200.37835](#).
 - (d) Orders imposing, modifying, suspending or canceling a condition of release prohibiting contact issued in this State pursuant to [NRS 178.4845](#)
3. The records contained in the Repository for Information Concerning Orders for Protection must be kept in accordance with the regulations adopted by the Director of the Department.
4. Information received by the Central Repository pursuant to [NRS 33.095](#), [178.4845](#), [200.37835](#) and [200.599](#) must be entered in the Repository for Information Concerning Orders for Protection.
5. The information in the Repository for Information Concerning Orders for Protection must be accessible by computer at all times to each agency of criminal justice.
6. The Repository for Information Concerning Orders for Protection shall retain all records of an expired temporary or extended order for protection and all records of an expired, suspended or cancelled order imposing a condition of release prohibiting contact, unless any such order is sealed by a court of competent jurisdiction.



About Protection Orders contd.

7. The existence of a record of an expired temporary or extended order for protection or a record of an expired, suspended or cancelled order imposing a condition of release prohibiting contact in the Repository for Information Concerning Orders for Protection does not prohibit a person from obtaining a firearm or a permit to carry a concealed firearm unless such conduct violates:

- (a) A court order; or
- (b) Any provision of federal or state law.

8. The Director of the Department shall provide an electronic means to access on the Central Repository's Internet website statistical data concerning all temporary and extended orders for protection issued pursuant to [NRS 33.020](#), [200.378](#) and [200.591](#) during the previous calendar year that were transmitted to the Repository for Information Concerning Orders for Protection. The data must include, without limitation, information for each court that issues temporary or extended orders for protection pursuant to [NRS 33.020](#), [200.378](#) and [200.591](#), respectively, concerning:

- (a) The total number of temporary and extended orders that were granted by the court during the calendar year to which the data pertains;
- (b) The number of temporary and extended orders that were granted to women;
- (c) The number of temporary and extended orders that were granted to men;
- (d) The number of temporary and extended orders that were vacated or expired;
- (e) The number of temporary orders that included a grant of temporary custody of a minor child; and
- (f) The number of temporary and extended orders that were served on the adverse party.

9. The information provided pursuant to subsection 8 must include only aggregate information for statistical purposes and must exclude any identifying information relating to a particular person.

10. The Repository for Information Concerning Orders for Protection must not contain any information concerning an event that occurred before October 1, 1998.

11. As used in this section, "Canadian domestic-violence protection order" has the meaning ascribed to it in [NRS 33.119](#).

(Added to NRS by [1997, 1803](#); A [2007, 2483](#); [2015, 2765](#); [2017, 624](#); [2019, 2837](#); [2021, 618](#), [1949](#))



Protection Orders – DV and SH

Definitions

The following report will describe and summarize temporary and extended protection orders issued in the State of Nevada. These reports are broken down to show which orders were granted to men and to women. Also included is a listing of those orders that included custody of a minor child and available historic data.

- **Temporary Protection Order:** Can be granted within 24 hours of receiving the application and in effect up to 45 days or until scheduled court hearing.
- **Extended Protection Order:** Awarded only after a hearing before a judge and in effect for up to two years.
- **Expired Order:** A Temporary Protection Order or Extended Protection Order that has reached the expiration date and was not extended further.
- **Vacated Order:** A Temporary Protection Order or Extended Protection Order that was cancelled or dissolved prior to the expiration date.

Any of the above Domestic Violence or Stalking and Harassment Protection orders could include a grant of temporary custody of a minor child.

Note that on the graphs you will see gender described as male, female, and unknown. Unknown includes those who entered unknown on the application or those that did not complete the gender portion of the application.

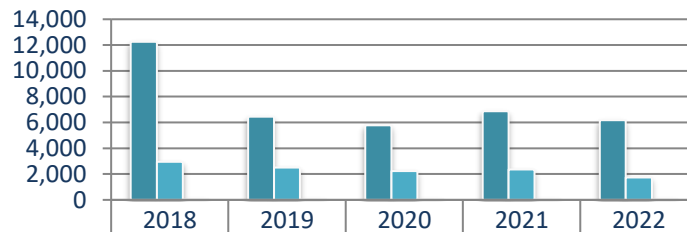


DV Protection Orders

5-year Comparison 2018 - 2022

Protection Orders Issued

5-yr Comparison: 2018 - 2022

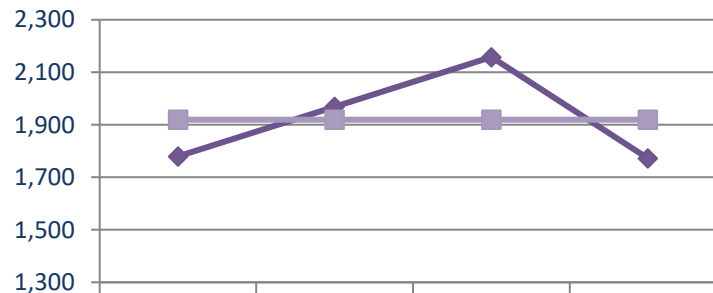


Temporary Protection Orders	12,251	6,455	5,784	6,883	6,177
Extended Protection Orders	2,961	2,496	2,234	2,345	1,742
% of TPO Extended	24.17%	38.67%	38.62%	34.07%	28.20%

■ Temporary Protection Orders
■ Extended Protection Orders

2022 Temporary Protection Orders

By Quarter & Quarterly Average

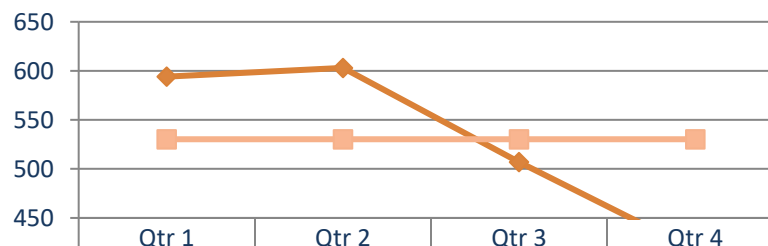


	Qtr 1	Qtr 2	Qtr 3	Qtr 4
TPOs Issued	1,780	1,968	2,158	1,772
Quarterly Average	1,920	1,920	1,920	1,920

◆ TPOs Issued
■ Quarterly Average

2022 Extended Protection Orders

By Quarter & Quarterly Average



	Qtr 1	Qtr 2	Qtr 3	Qtr 4
EXT Issued	594	603	507	417
Quarterly Average	530	530	530	530

◆ EXT Issued
■ Quarterly Average

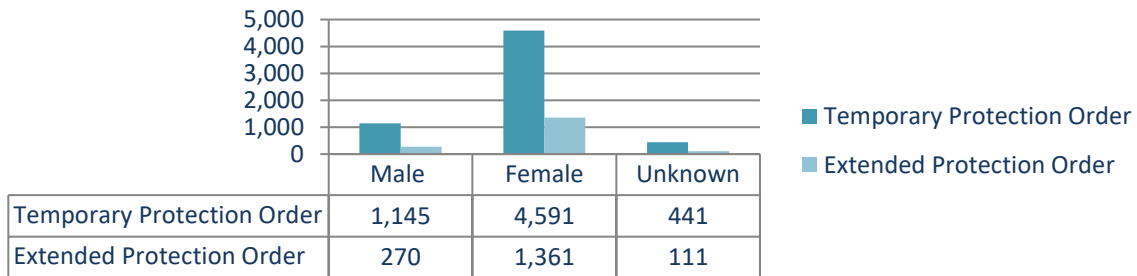


2022 DV Protection Orders Issued

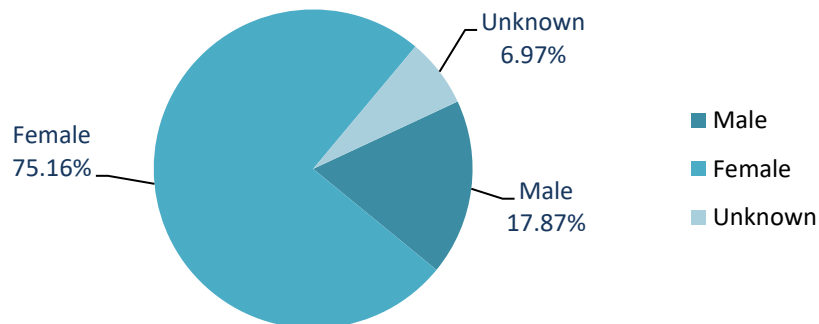
By Gender & Type

2022 Granted Orders

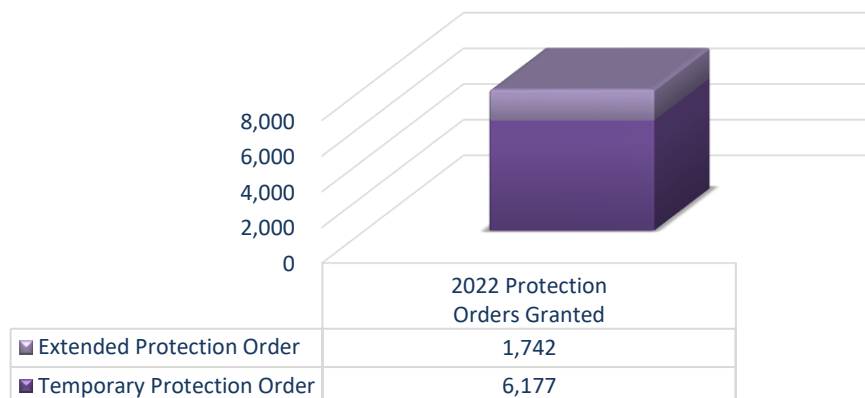
By gender



Protection Order Issued By Gender



Temporary and Extended Order Issued

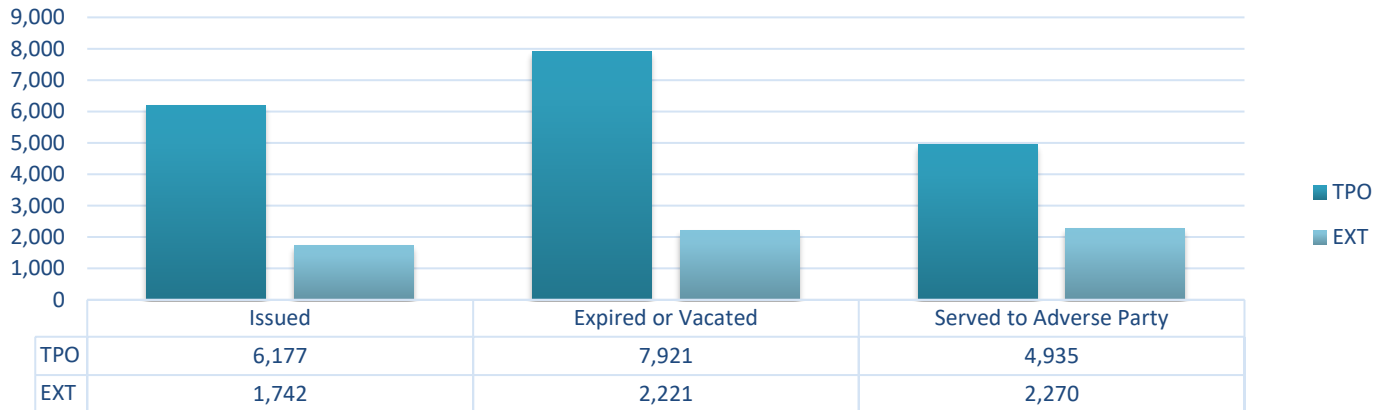




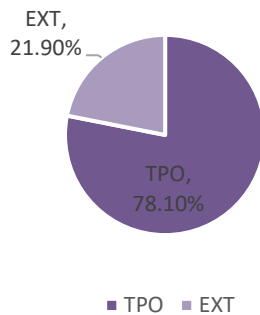
2022 DV Protection Orders

Issued, Vacated or Expired, and Served

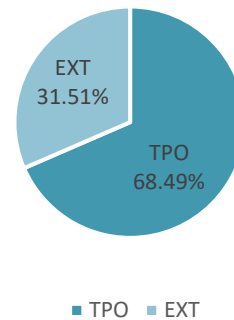
Granted, Expired & Served Jan 1, 2022 - Dec 31, 2022



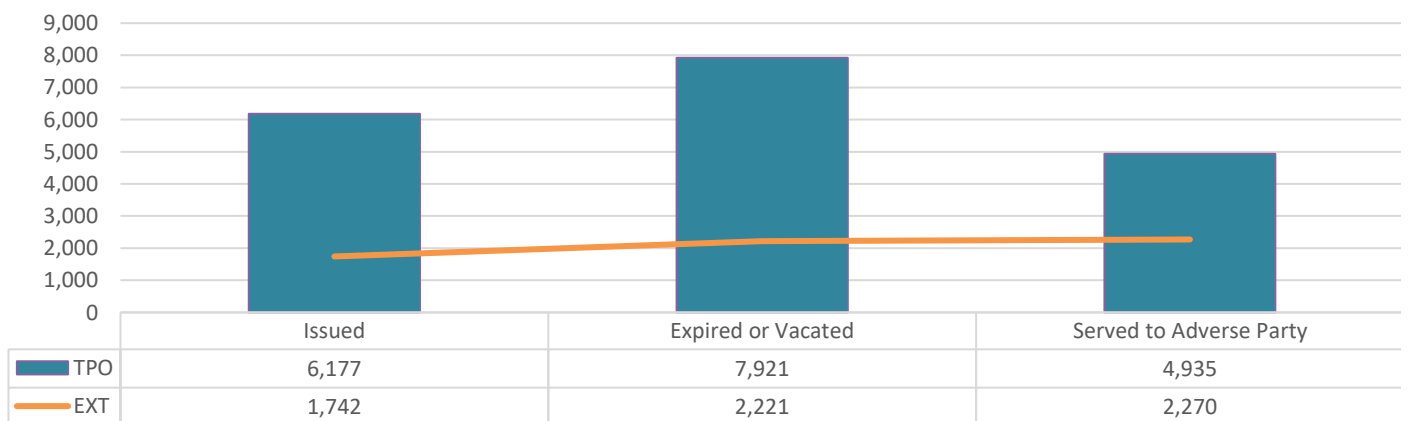
Expired or Vacated in 2022



Served to Adverse Party in 2022



Temporary vs Extended Comparison 2022

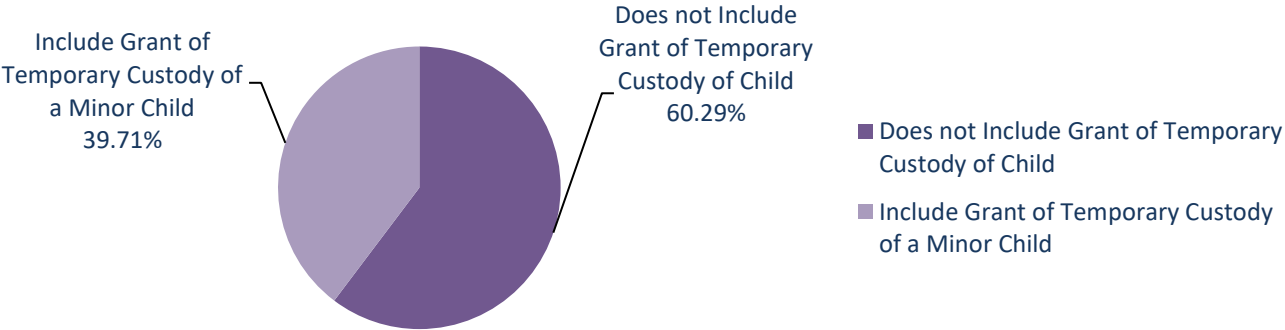
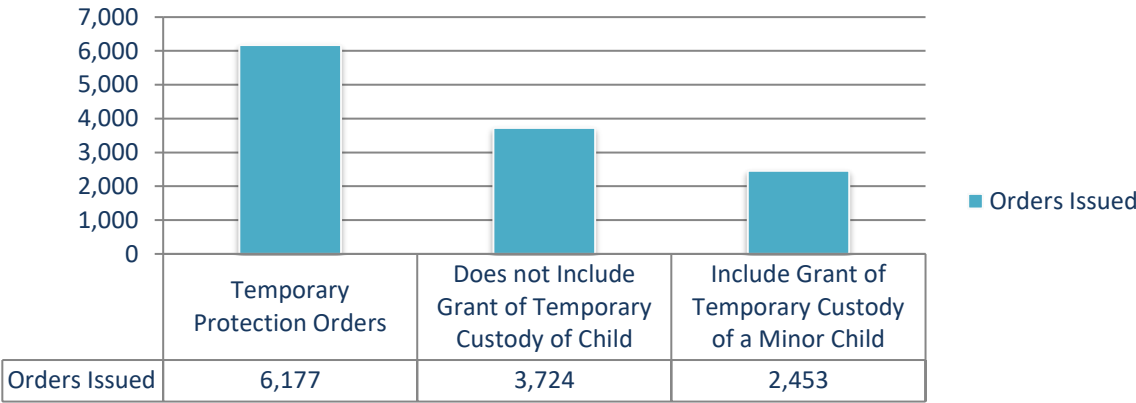




2022 DV Protection Orders Issued

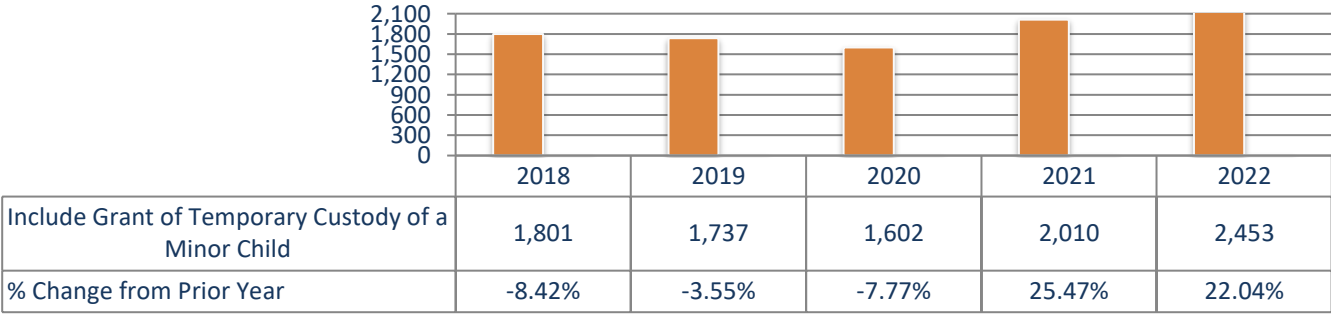
Including a Grant of Temporary Custody of a Minor Child

2022 Orders Issued



Temporary Protection Orders Issued

5-yr Comparison: 2018 - 2022



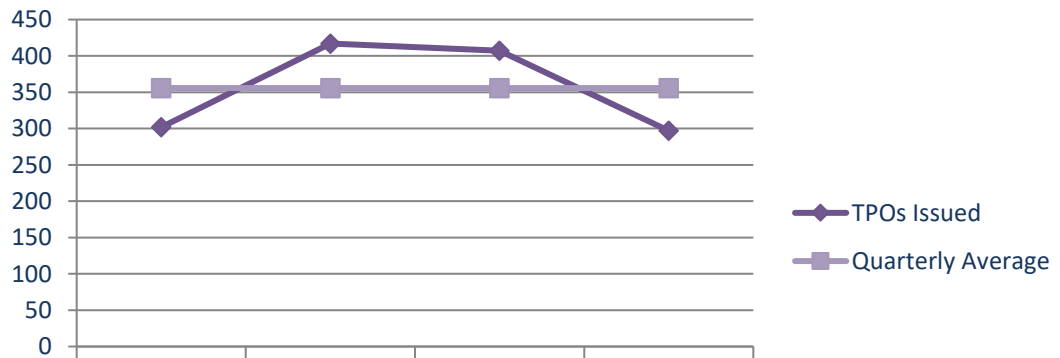


Stalking PO

By quarter and Quarterly Average

2022 Temporary Protection Orders

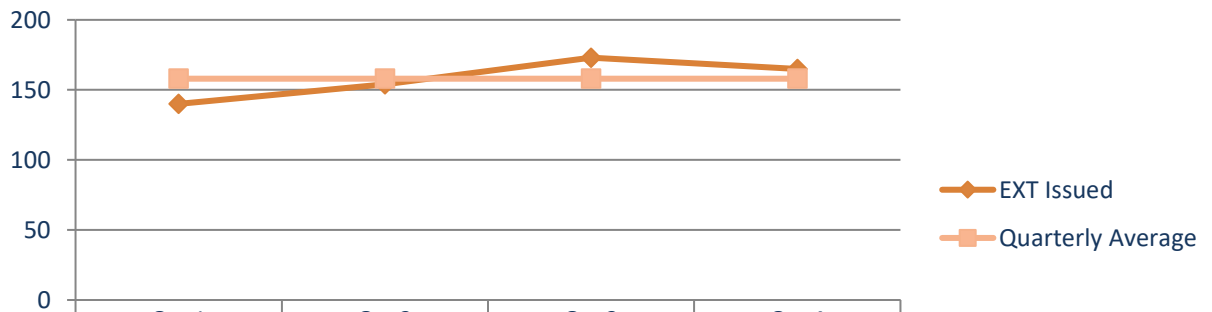
By Quarter & Quarterly Average



	Qtr 1	Qtr 2	Qtr 3	Qtr 4
TPOs Issued	302	417	407	297
Quarterly Average	356	356	356	356

2022 Extended Protection Orders

By Quarter & Quarterly Average



	Qtr 1	Qtr 2	Qtr 3	Qtr 4
EXT Issued	140	154	173	165
Quarterly Average	158	158	158	158

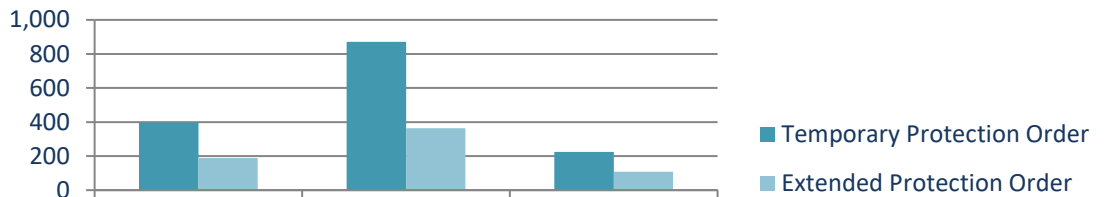


2022 Stalking PO Issued

By Gender & Type

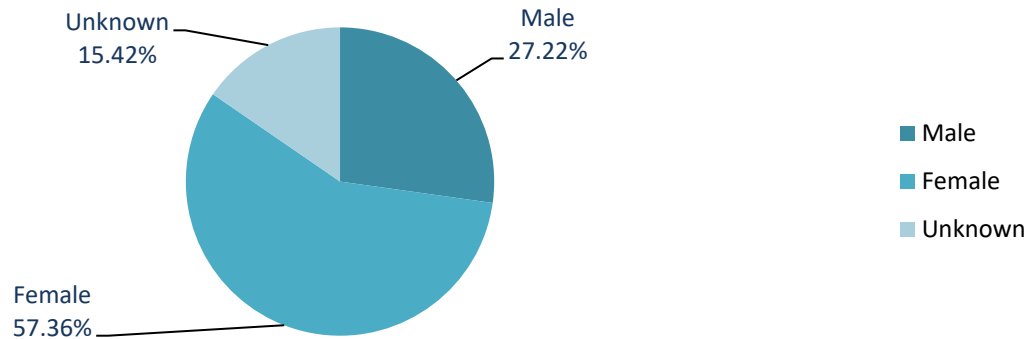
2022 Granted Orders

By gender

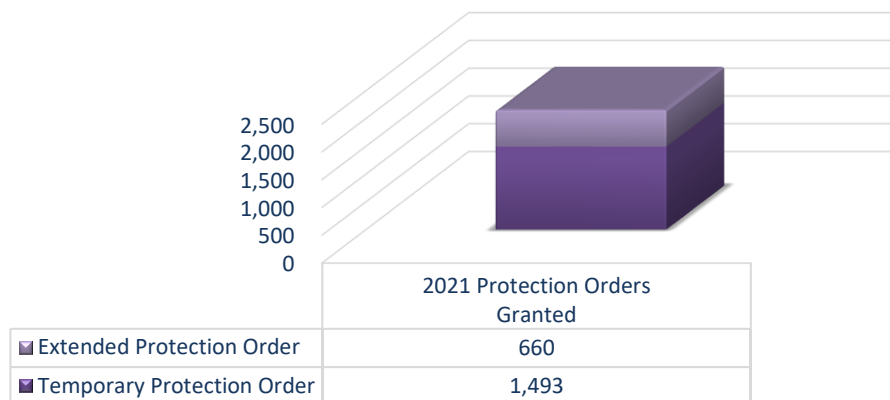


Temporary Protection Order	398	871	224
Extended Protection Order	188	364	108

Protection Order Issued By Gender



Temporary and Extended Order Issued

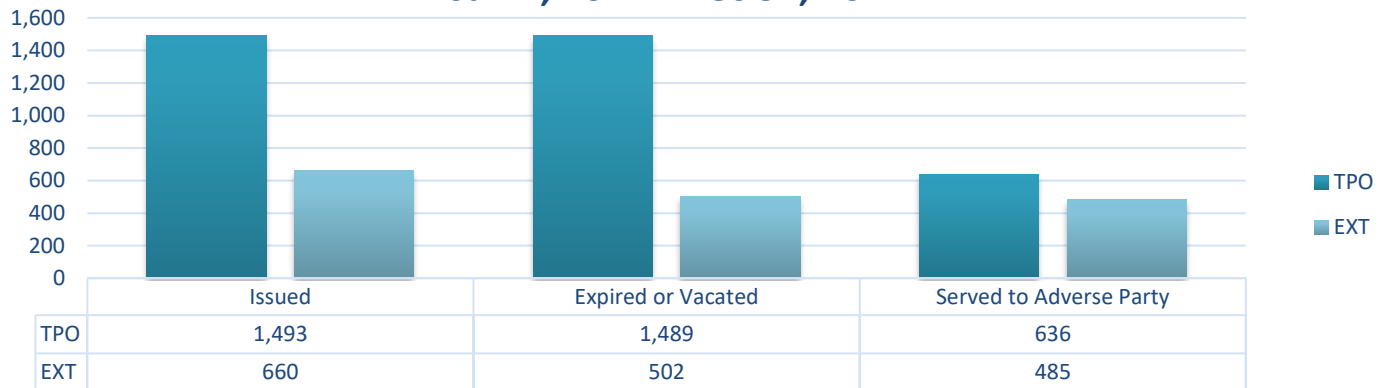




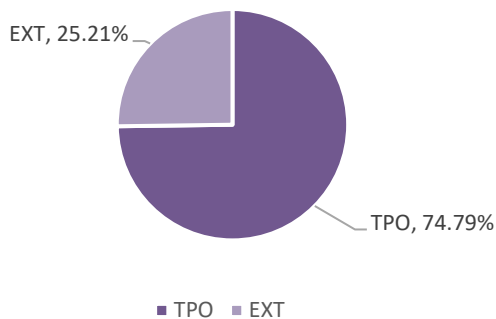
2022 Stalking PO

Issued, Vacated or Expired, and Served

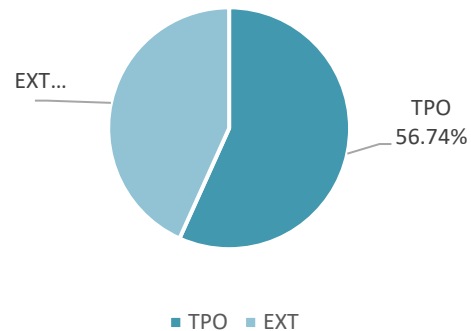
Granted, Expired & Served Jan 1, 2022 - Dec 31, 2022



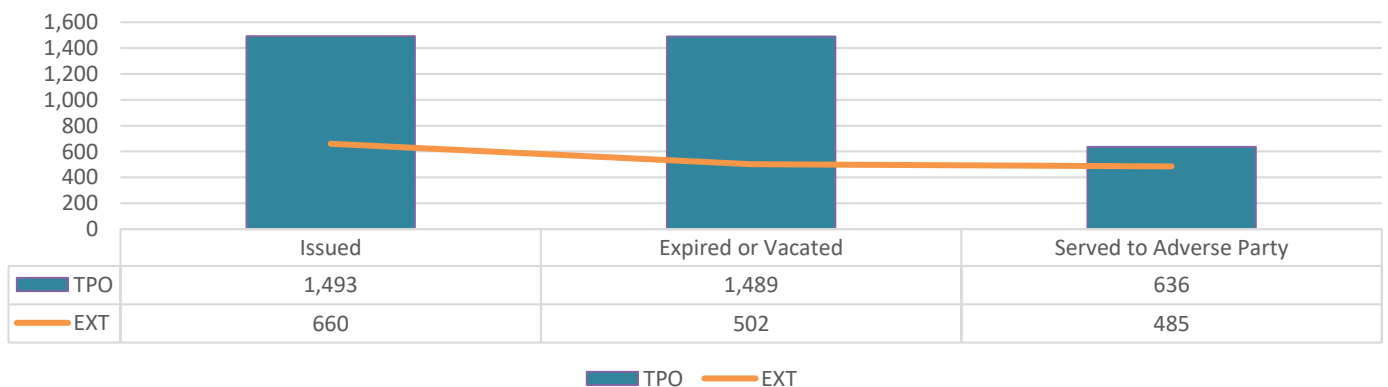
Expired or Vacated in 2022



Served to Adverse Party in 2022



Temporary vs Extended Comparison 2022

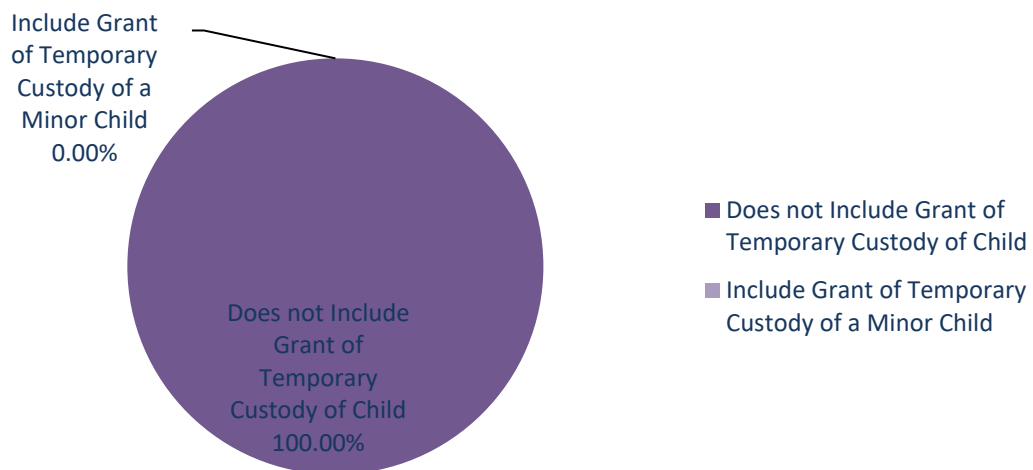
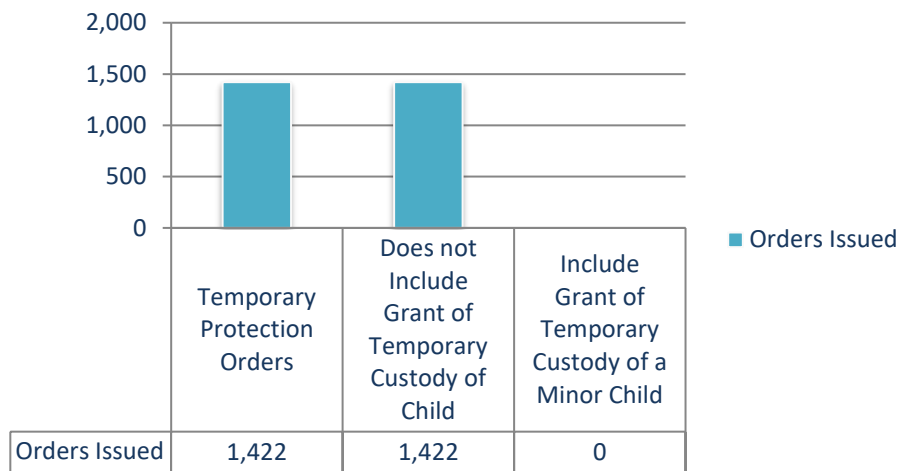




2022 Stalking PO Issued

Including a Grant of Temporary Custody of a Minor Child

2022 Orders Issued



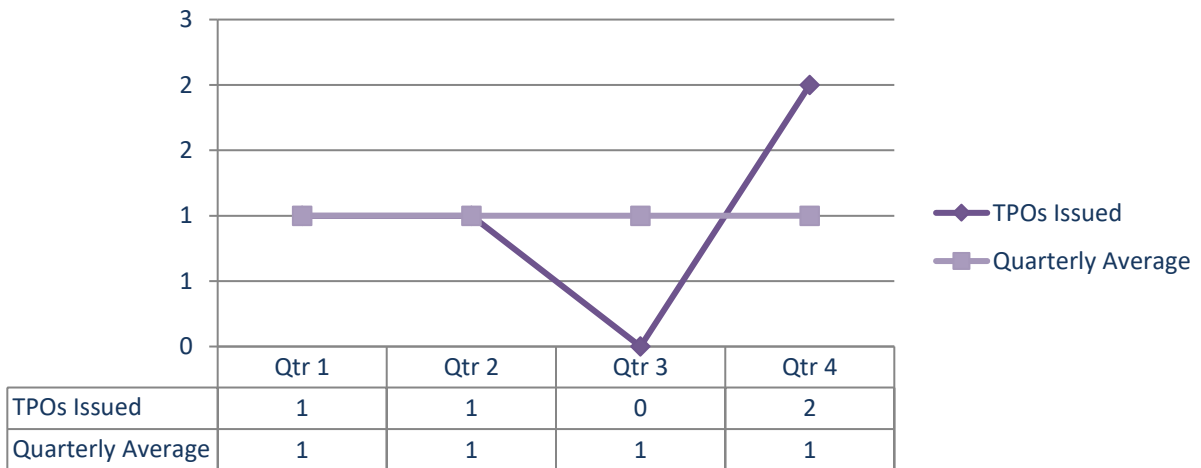


Agg Stalking PO

By quarter and Quarterly Average

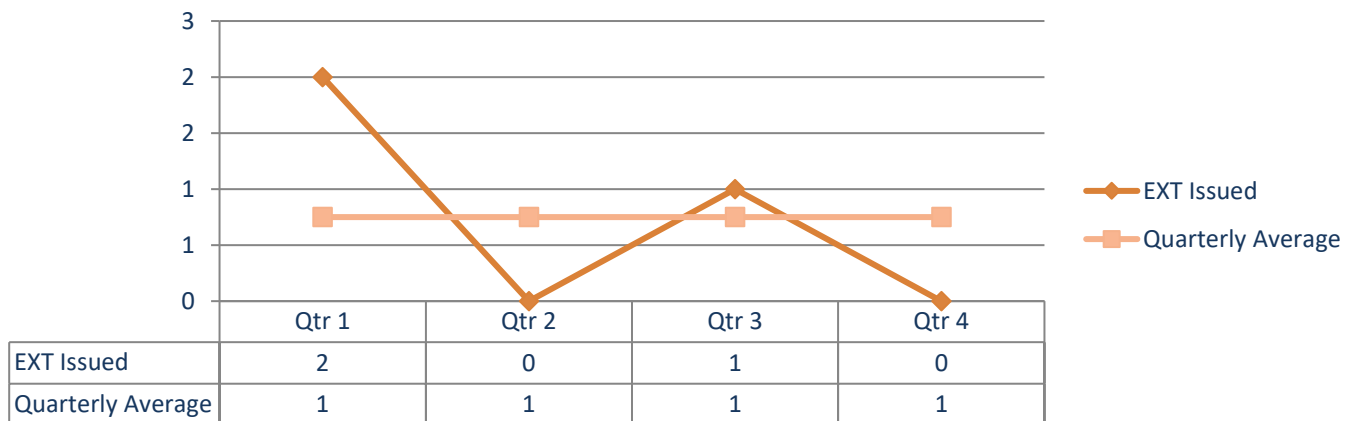
2022 Temporary Protection Orders

By Quarter & Quarterly Average



2022 Extended Protection Orders

By Quarter & Quarterly Average



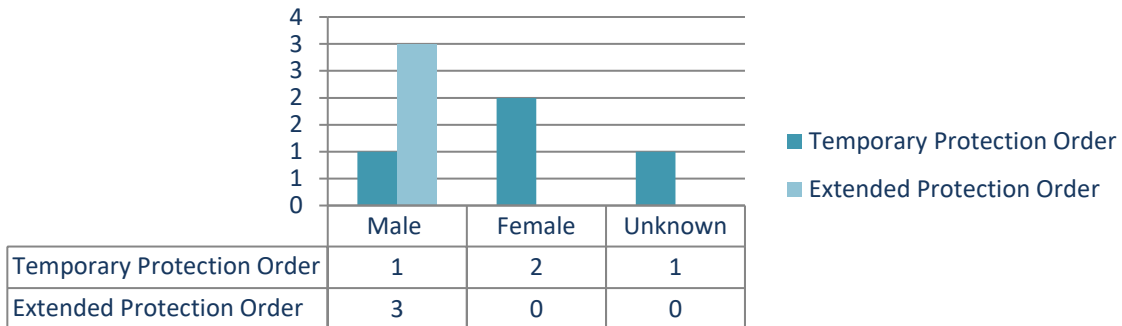


2022 Agg Stalking PO Issued

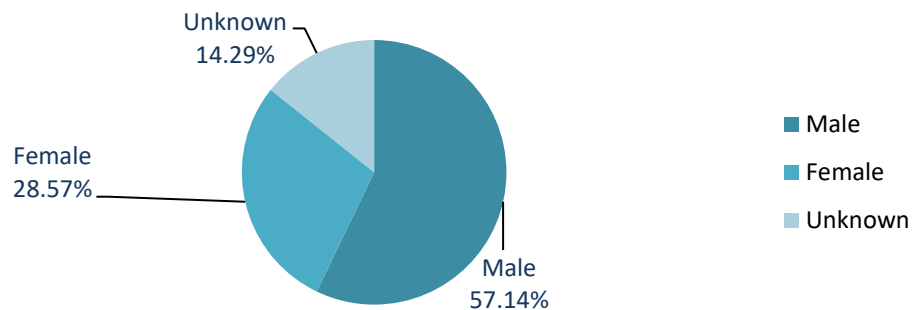
By Gender & Type

2022 Granted Orders

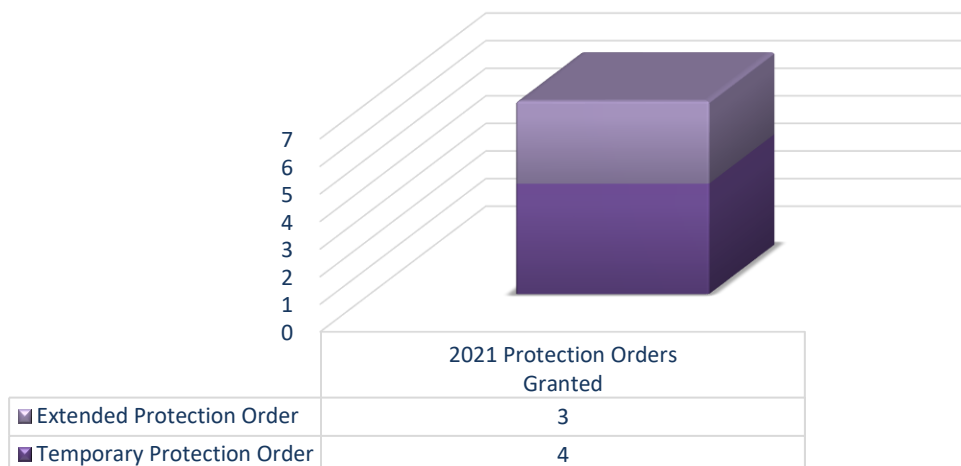
By gender



Protection Order Issued By Gender



Temporary and Extended Order Issued

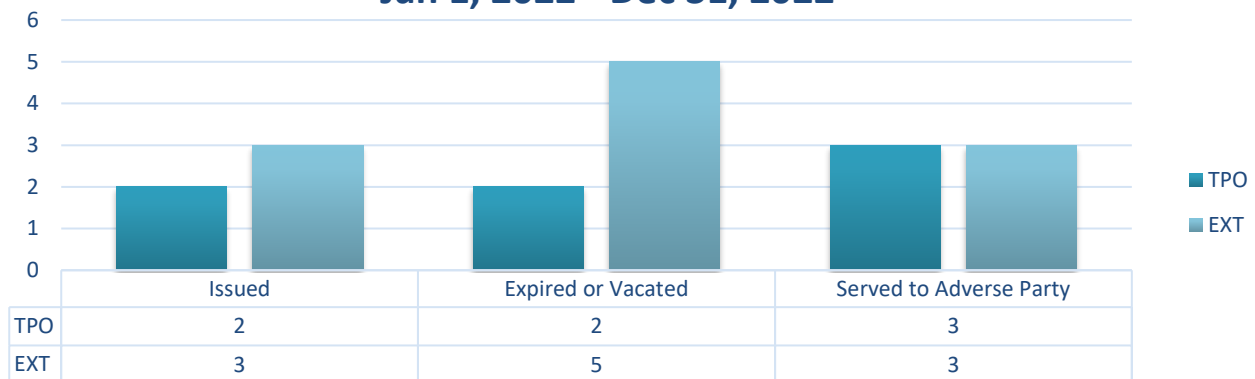




2022 Agg Stalking PO

Issued, Vacated or Expired, and Served

Granted, Expired & Served Jan 1, 2022 - Dec 31, 2022

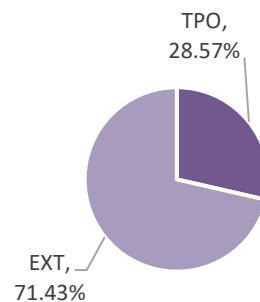


Served to Adverse Party in 2022



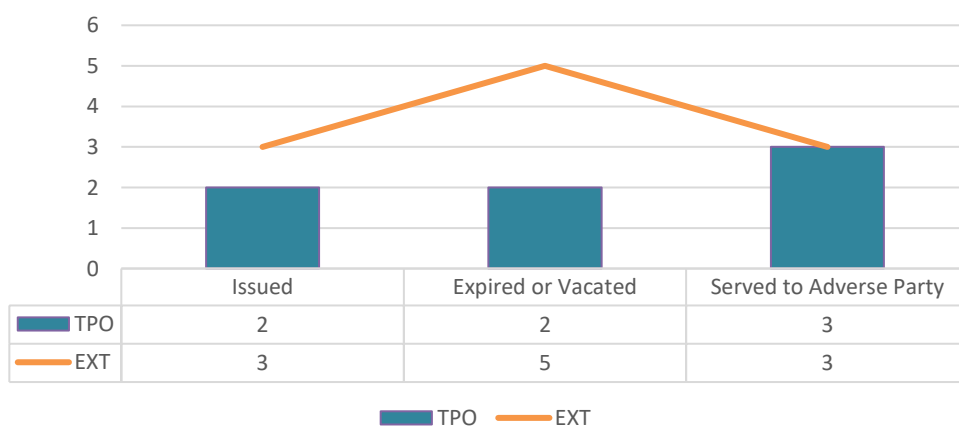
■ TPO ■ EXT

Expired or Vacated in 2022



■ TPO ■ EXT

Temporary vs Extended Comparison 2022

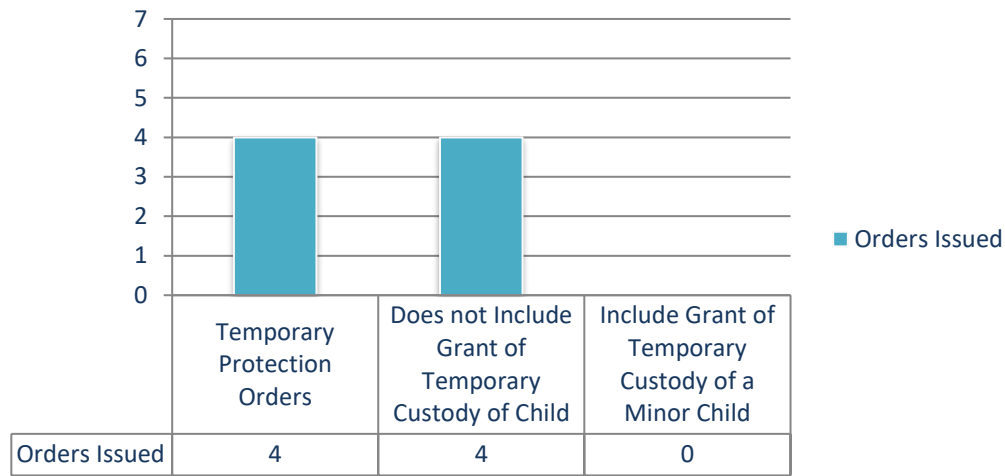




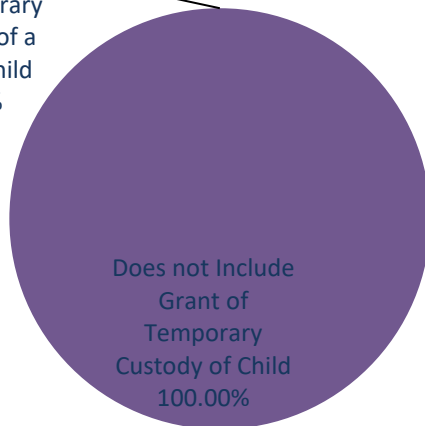
2022 Agg Stalking PO Issued

Including a Grant of Temporary Custody of a Minor Child

2022 Orders Issued



Include Grant of Temporary Custody of a Minor Child
0.00%



Does not Include Grant of Temporary Custody of Child

Include Grant of Temporary Custody of a Minor Child

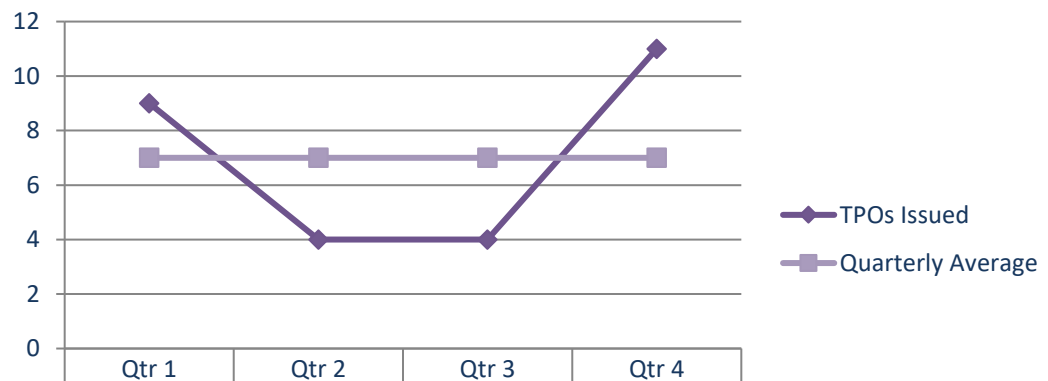


Harassment PO

By quarter and Quarterly Average

2022 Temporary Protection Orders

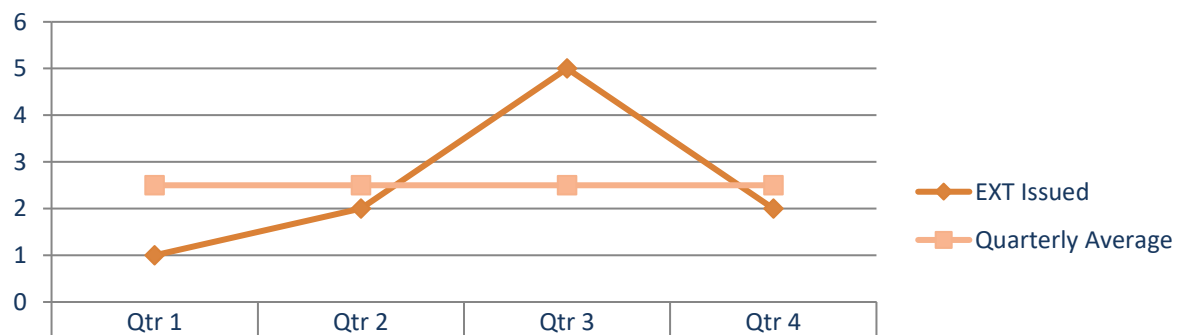
By Quarter & Quarterly Average



TPOs Issued	Qtr 1	Qtr 2	Qtr 3	Qtr 4
Quarterly Average	7	7	7	7

2022 Extended Protection Orders

By Quarter & Quarterly Average



EXT Issued	Qtr 1	Qtr 2	Qtr 3	Qtr 4
Quarterly Average	3	3	3	3

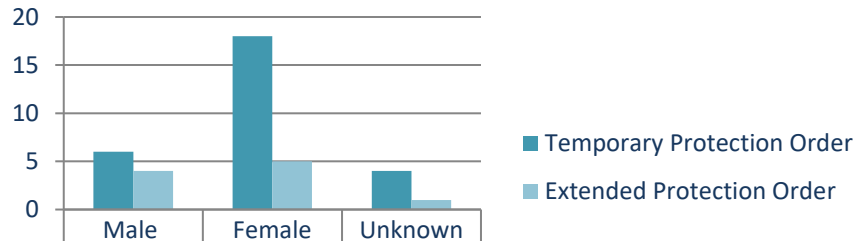


2022 Harassment PO Issued

By Gender & Type

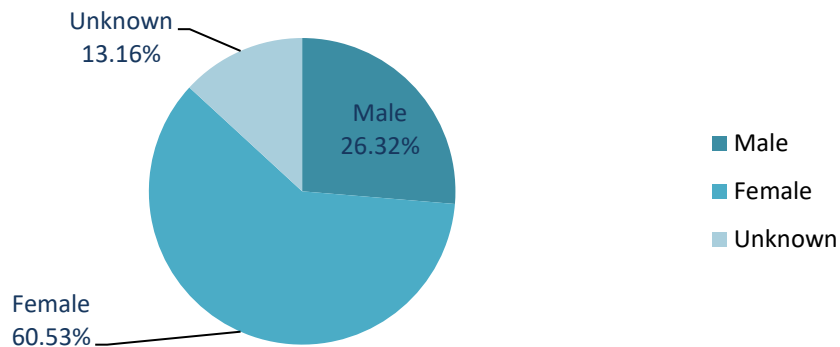
2022 Granted Orders

By gender

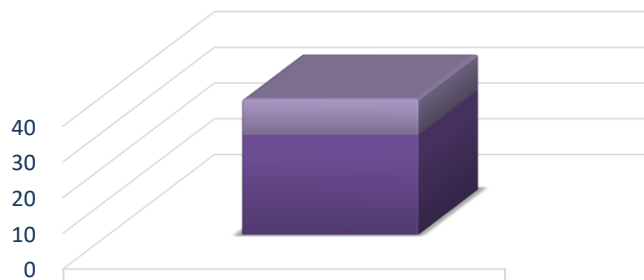


Temporary Protection Order	6	18	4
Extended Protection Order	4	5	1

Protection Order Issued By Gender



Temporary and Extended Order Issued



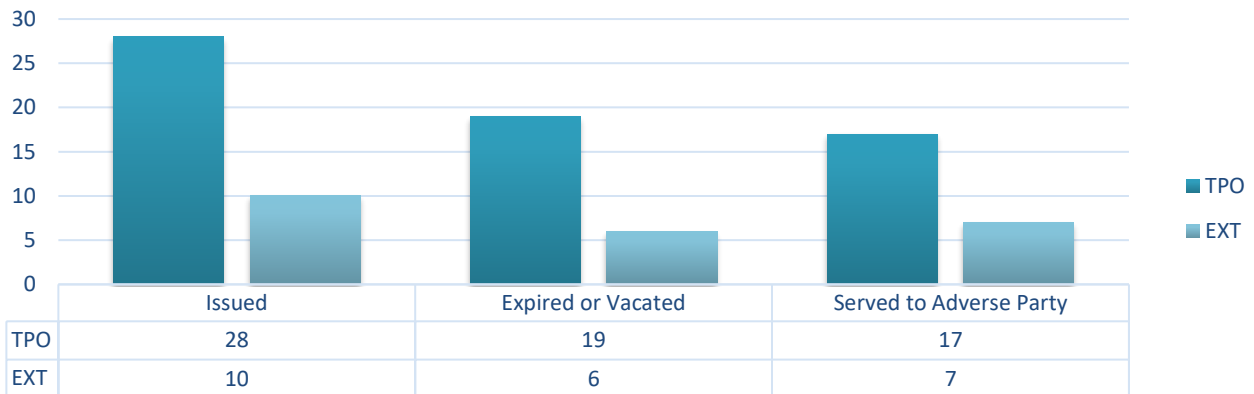
2021 Protection Orders Granted	
Extended Protection Order	10
Temporary Protection Order	28



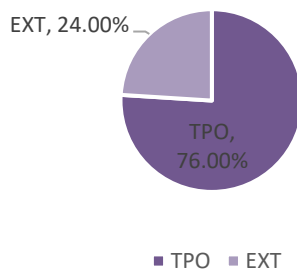
2022 Harassment PO

Issued, Vacated or Expired, and Served

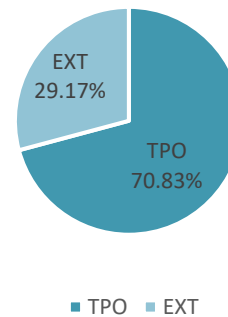
Granted, Expired & Served Jan 1, 2022 - Dec 31, 2022



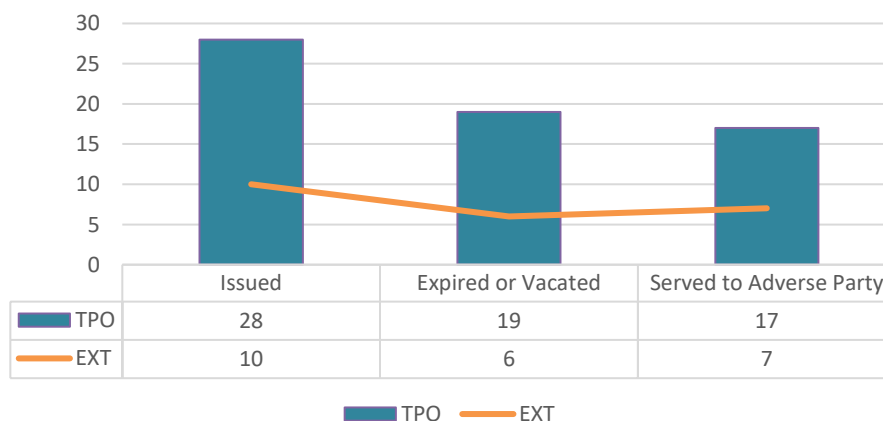
Expired or Vacated in 2022



Served to Adverse Party in 2022



Temporary vs Extended Comparison 2022

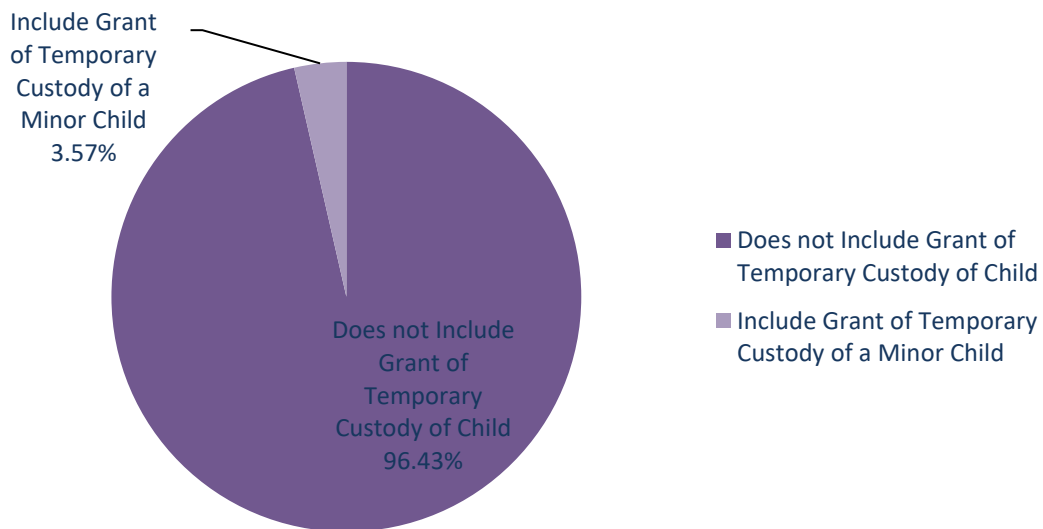
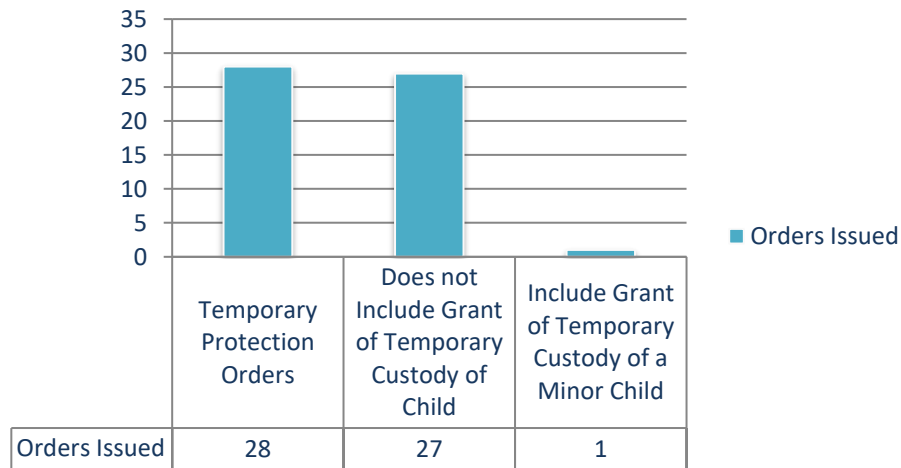




2022 Harassment PO Issued

Including a Grant of Temporary Custody of a Minor Child

2022 Orders Issued



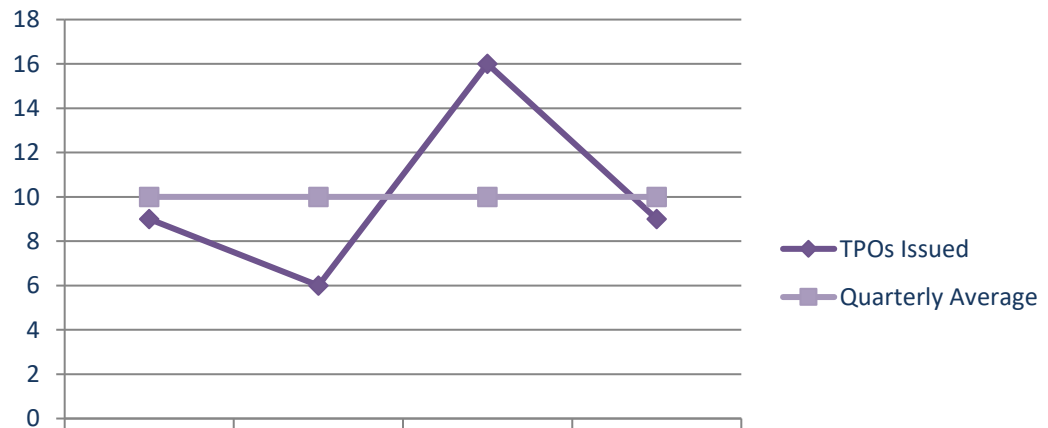


Sexual Assault PO

By quarter and Quarterly Average

2022 Temporary Protection Orders

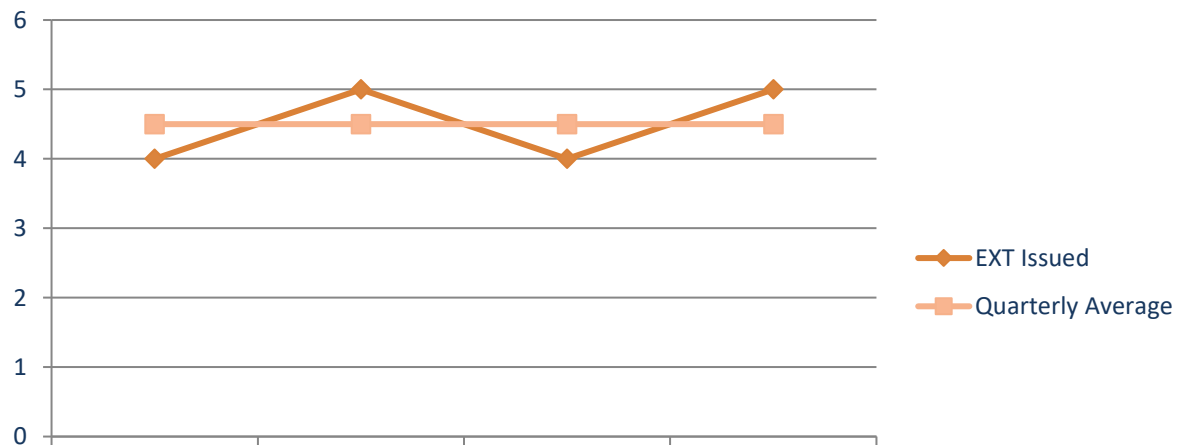
By Quarter & Quarterly Average



	Qtr 1	Qtr 2	Qtr 3	Qtr 4
TPOs Issued	9	6	16	9
Quarterly Average	10	10	10	10

2022 Extended Protection Orders

By Quarter & Quarterly Average



	Qtr 1	Qtr 2	Qtr 3	Qtr 4
EXT Issued	4	5	4	5
Quarterly Average	5	5	5	5

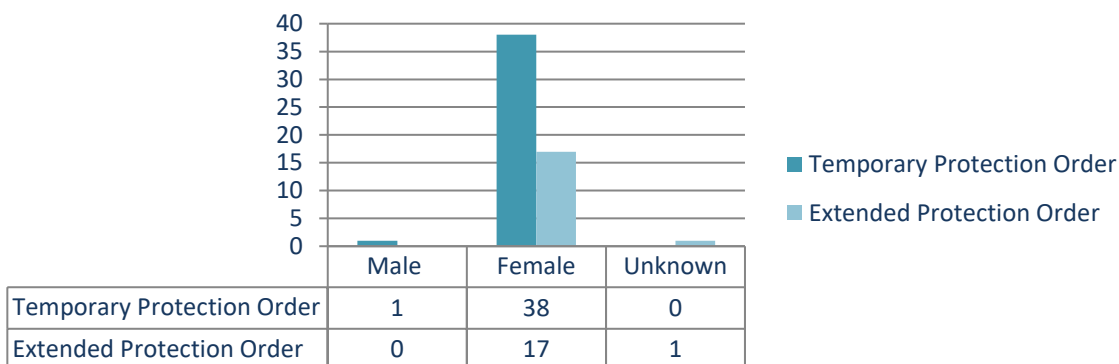


2022 Sexual Assault PO Issued

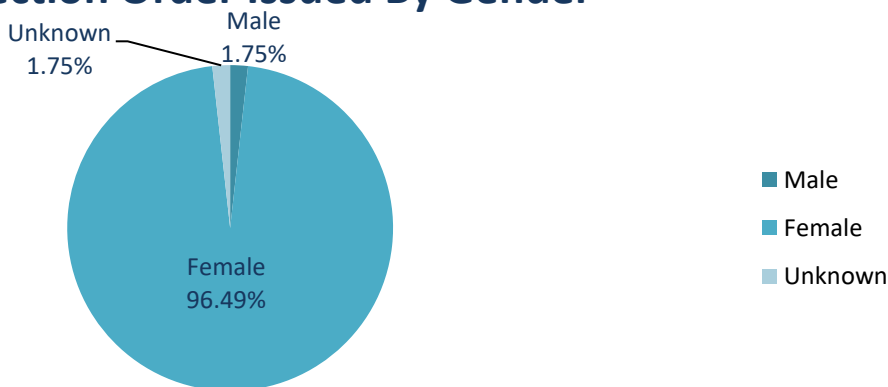
By Gender & Type

2022 Granted Orders

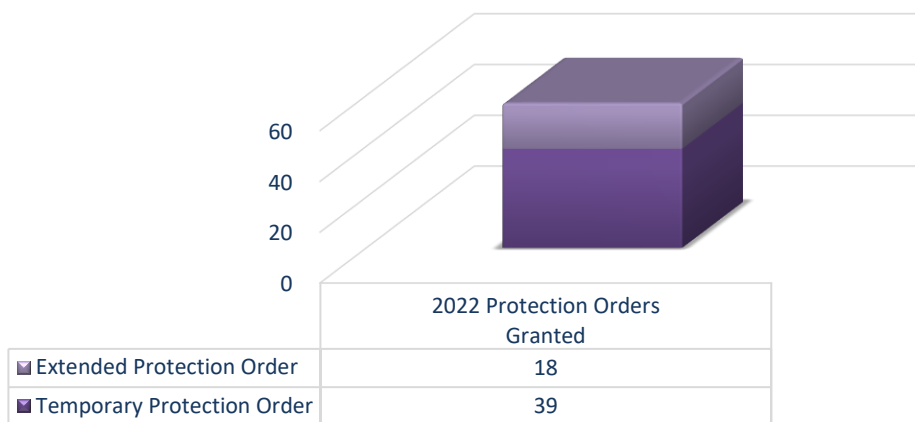
By gender



Protection Order Issued By Gender



Temporary and Extended Order Issued

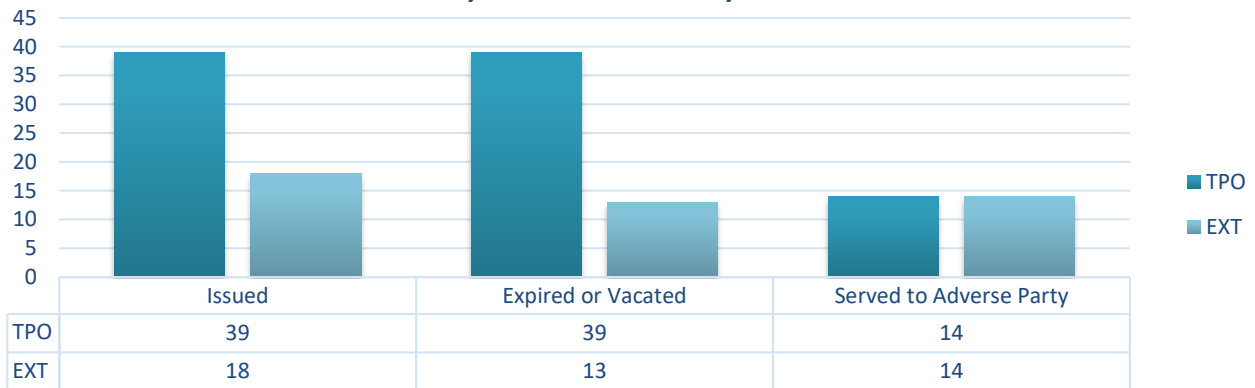




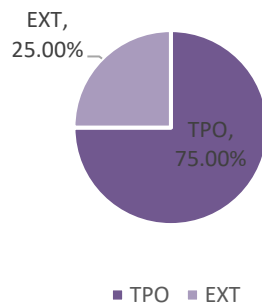
2022 Sexual Assault PO

Issued, Vacated or Expired, and Served

Granted, Expired & Served Jan 1, 2022 - Dec 31, 2022



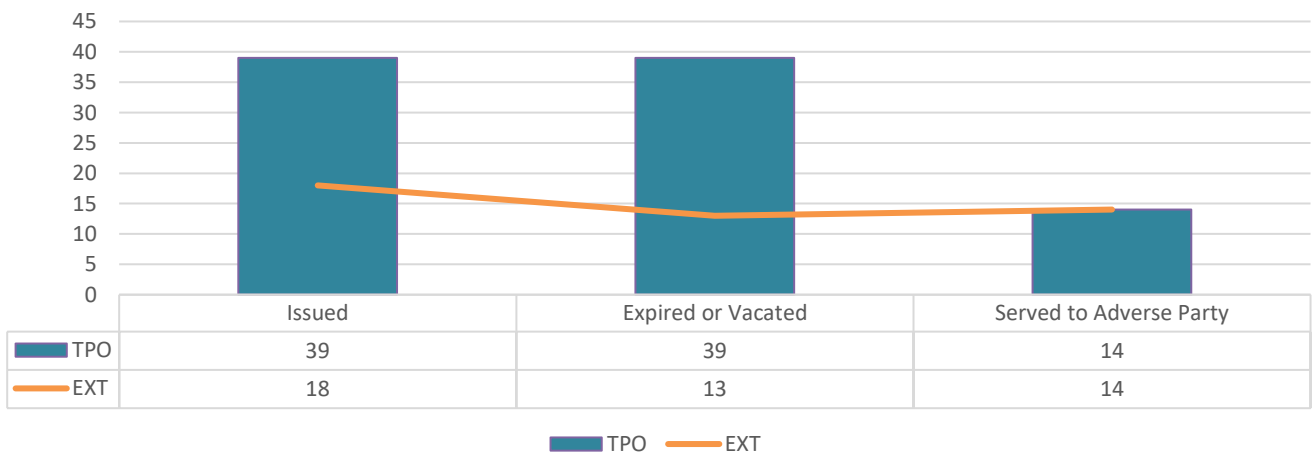
Expired or Vacated in 2022



Served to Adverse Party in 2022



Temporary vs Extended Comparison 2022

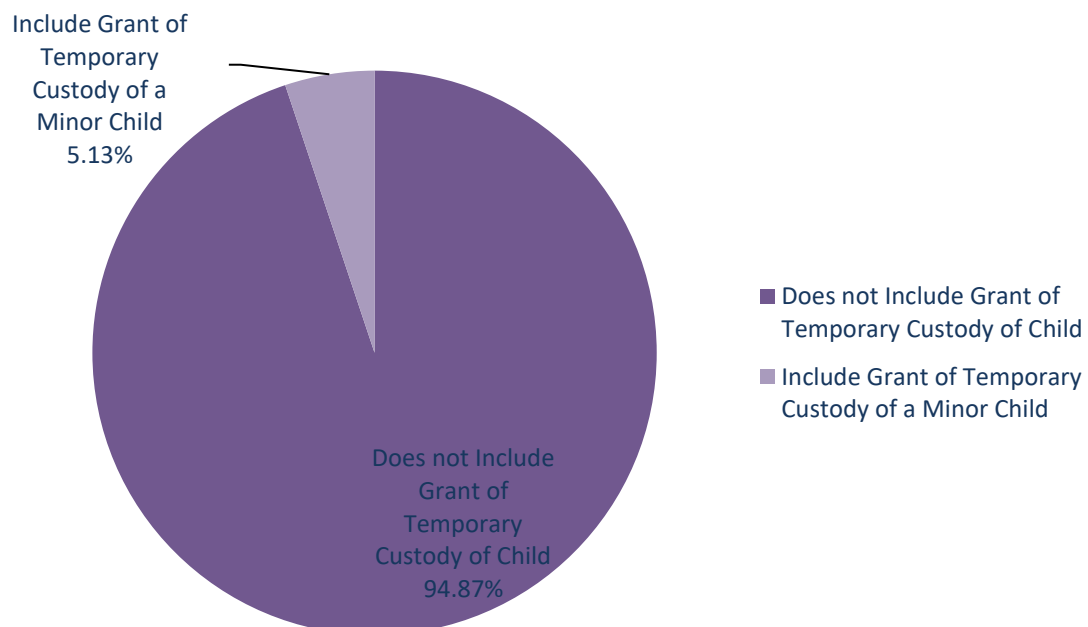
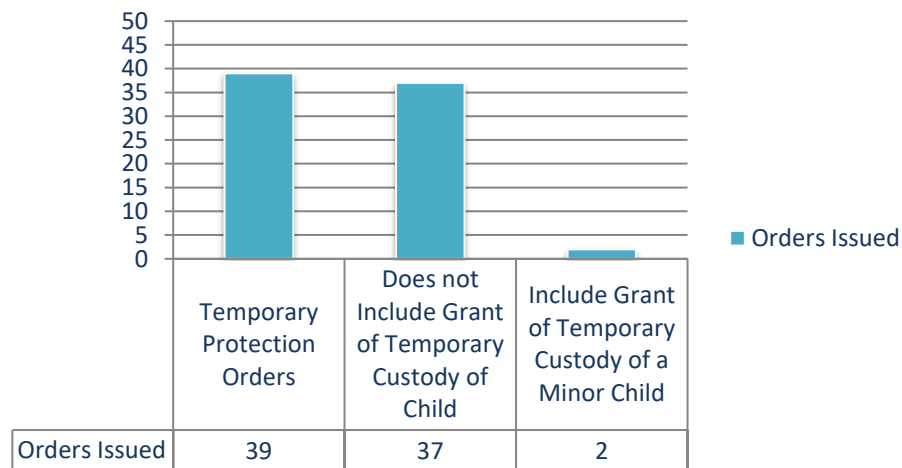




2022 Sexual Assault PO Issued

Including a Grant of Temporary Custody of a Minor Child

2022 Orders Issued



THIS PAGE WAS LEFT INTENTIONALLY BLANK



Aging & Disability Services



Aging & Disability Services Statistics

	# of Incidents	% of Total Reported
Total Abuse Reported	11,025	
Substantiated	3,260	29.57%
Unsubstantiated	7,765	70.43%

	% of Total Incidents
Most Prevalent County	Clark County 60.71%

Most Common Victim Demographics	# of Victims	Total Reported	% of Total Reported
Non Minority (White & Non Hispanic)	5,889		71.62%
75-84	2,568		31.23%
Female	4,778		58.11%
No, not Hispanic or Latino/a, or Spanish origin	7,258		88.26%

Total Demographics Reported: 8,223

Own Residence or Residence of Relative/ Caregiver	5,864		71.31%
--	-------	--	--------

Total Type of Living Reported: 8,223

Self Neglect	3,966		35.91%
Abuse	2,373		21.48%

Total Allegations Reported: 11,045

** Not all demographics have been reported for each victim, thus reporting totals differ by category*

** The statistics for ADSD are reported by fiscal year and the rest of the book is based on calendar year.*



About Aging & Disability Services

The following statistics are provided to the Department of Public Safety from the Nevada Aging and Disabilities Services Division (ADSD), Adult Protective Services (APS). Effective July 1, 2019, Aging and Disability Services Division received legislative authority to receive and investigate reports of abuse, neglect, exploitation, isolation or abandonment for vulnerable persons, age 18-59, in addition to persons 60 years and older, collectively referred to as vulnerable adults. Adult Protective Services serves all of Nevada.

Substantiated and unsubstantiated incidents reported are considered. These figures are published exactly as Aging and Disabilities Services Division presents them to the Department of Public Safety.

Note: Totals in the various categories may not match because of the variations of number of alleged offenders for each victim and the possibility that one victim could have sustained multiple types of maltreatment.

The Crimes Against Older Persons data presented here is collected per the requirements set forth in Nevada Revised Statute 179A.450.

Details of the NRS is provided in the next page.



NRS 179A.450

NRS 179A.450 Creation; contents; electronic means to access data; confidentiality of data.

1. The Repository for Information Concerning Crimes Against Older Persons or Vulnerable Persons is hereby created within the Central Repository.

2. The Repository for Information Concerning Crimes Against Older Persons or Vulnerable Persons must contain a complete and systematic record of all reports of the abuse, neglect, exploitation, isolation or abandonment of older persons or vulnerable persons in this State. The record must be prepared in a manner approved by the Director of the Department and must include, without limitation, the following information:

(a) All incidents that are reported to state and local law enforcement agencies and the Aging and Disability Services Division of the Department of Health and Human Services.

(b) All cases that were investigated and the type of such cases.

3. The Director of the Department shall provide an electronic means to access on the Central Repository's Internet website statistical data on the abuse, neglect, exploitation, isolation or abandonment of older persons or vulnerable persons.

4. The data and findings generated pursuant to this section must not contain information that may reveal the identity of an individual victim, or a person accus

ed of the abuse, neglect, exploitation, isolation or abandonment of older persons or vulnerable persons.

5. As used in this section:

(a) "Abandonment" has the meaning ascribed to it in NRS 200.5092.

(b) "Abuse" has the meaning ascribed to it in NRS 200.5092.

(c) "Exploitation" has the meaning ascribed to it in NRS 200.5092.

(d) "Isolation" has the meaning ascribed to it in NRS 200.5092.

(e) "Neglect" has the meaning ascribed to it in NRS 200.5092.

(f) "Older person" means a person who is 60 years of age or older.

(g) "Vulnerable person" has the meaning ascribed to it in NRS 200.5092.

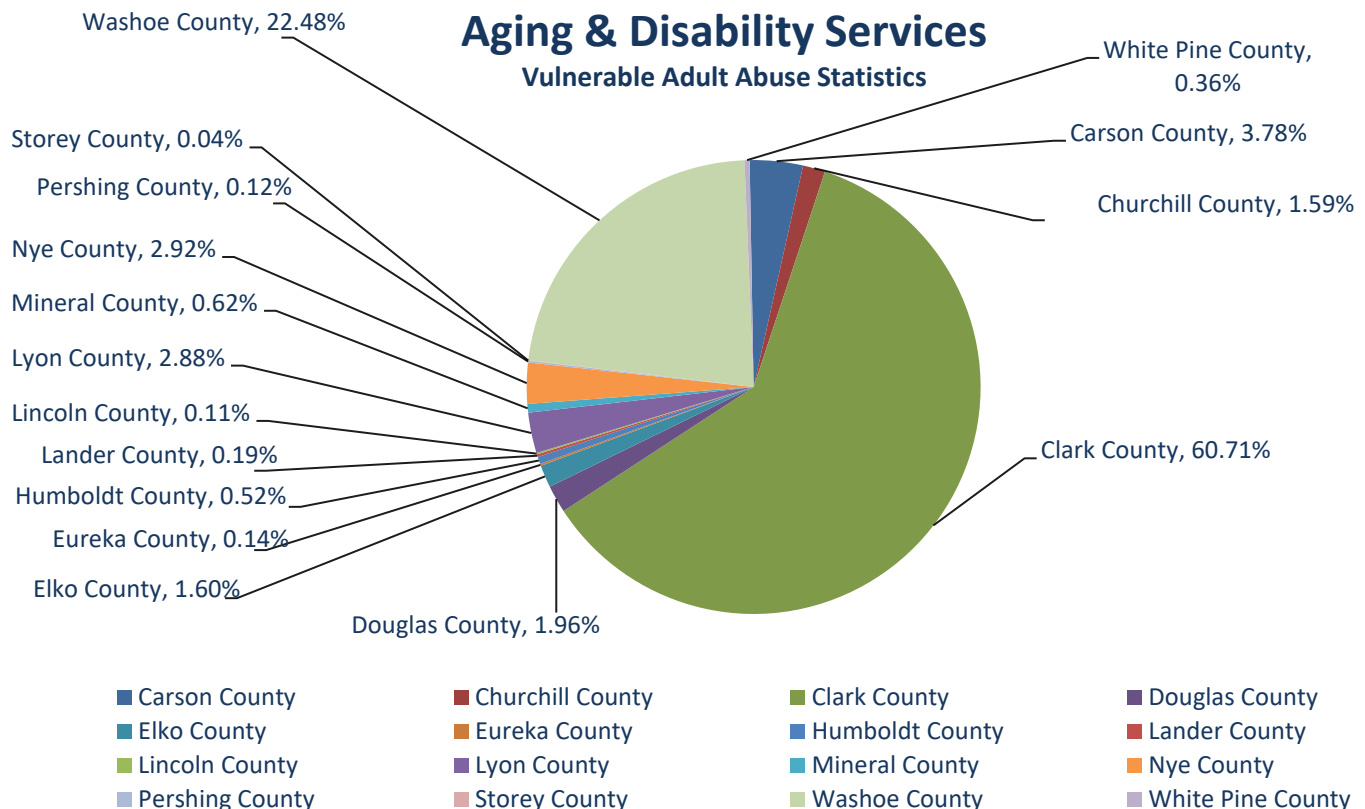
(Added to NRS by [2007, 746](#); A [2009, 2447](#); [2011, 82](#); [2015, 826](#); [2017, 2685](#); [2019, 3473](#); [2021, 620](#))



Aging & Disability Services Elderly Abuse

Substantiated and Unsubstantiated Incidents by County

	Total Incidents Reported	% of Total
Carson County	417	3.78%
Churchill County	175	1.59%
Clark County	6,693	60.71%
Douglas County	216	1.96%
Elko County	176	1.60%
Eureka County	15	0.14%
Humboldt County	57	0.52%
Lander County	21	0.19%
Lincoln County	12	0.11%
Lyon County	318	2.88%
Mineral County	68	0.62%
Nye County	322	2.92%
Pershing County	13	0.12%
Storey County	4	0.04%
Washoe County	2,478	22.48%
White Pine County	40	0.36%
Total:	11,025	



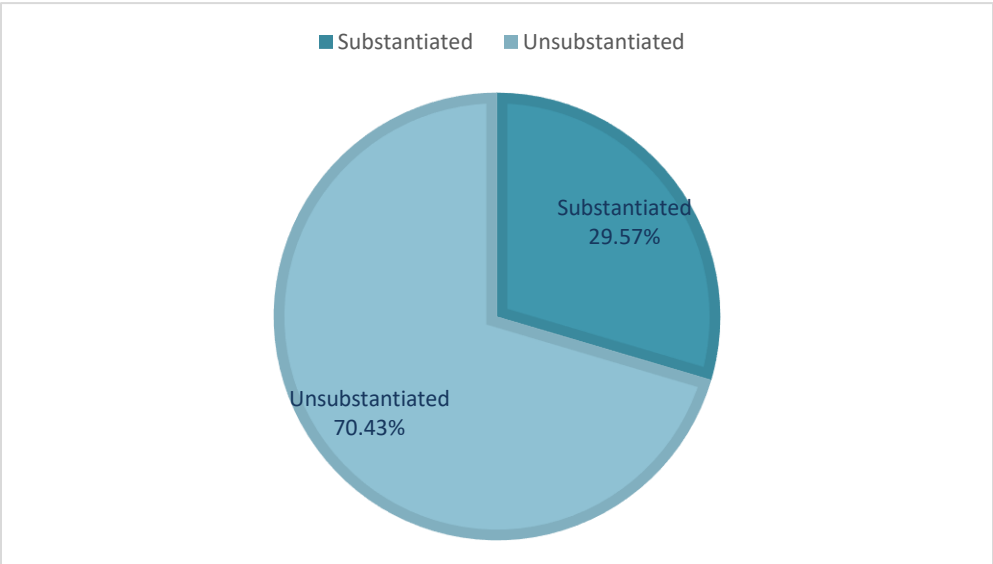
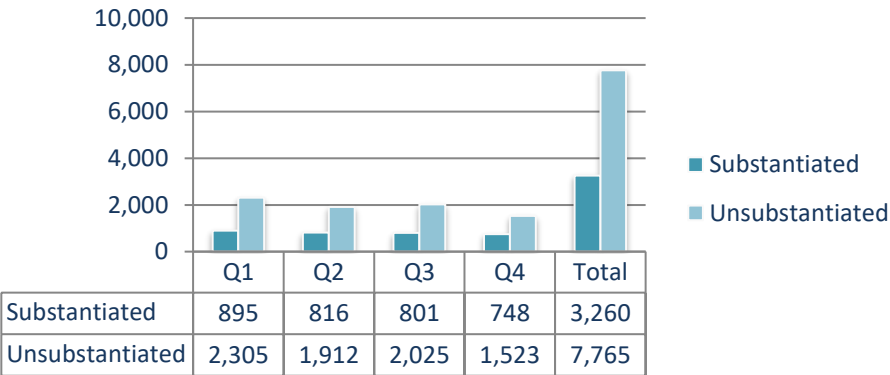


Aging & Disability Services Vulnerable Adult Abuse

Substantiated vs Unsubstantiated

2022 Aging & Disability Services Vulnerable Adult Abuse

Substantiated vs Unsubstantiated

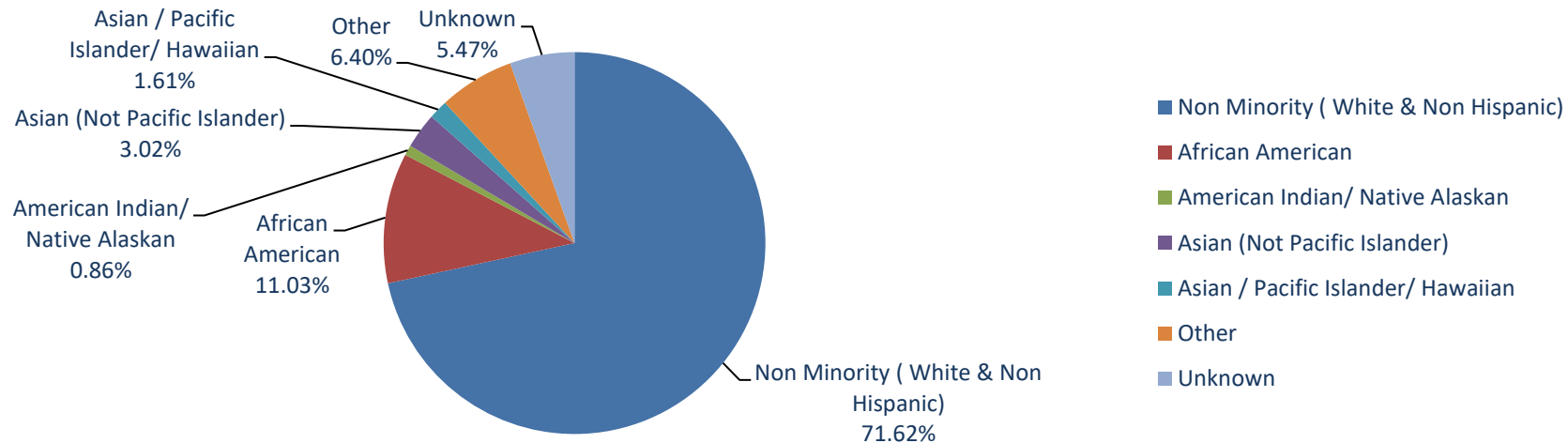




Aging & Disability Services Vulnerable Adult Abuse

Age, Race, Gender and Ethnicity of Victim

Race of Victim	Non Minority (White & Non Hispanic)	African American	American Indian/ Native Alaskan	Asian (Not Pacific Islander)	Asian / Pacific Islander/ Hawaiian	Other	Unknown	Total
Clark County	3,163	809	24	192	111	369	304	4,972
Washoe County	1,571	73	19	42	11	88	83	1,887
All Other Counties	1,155	25	28	14	10	69	63	1,364
State Total:	5,889	907	71	248	132	526	450	8,223
% of Total	71.62%	11.03%	0.86%	3.02%	1.61%	6.40%	5.47%	

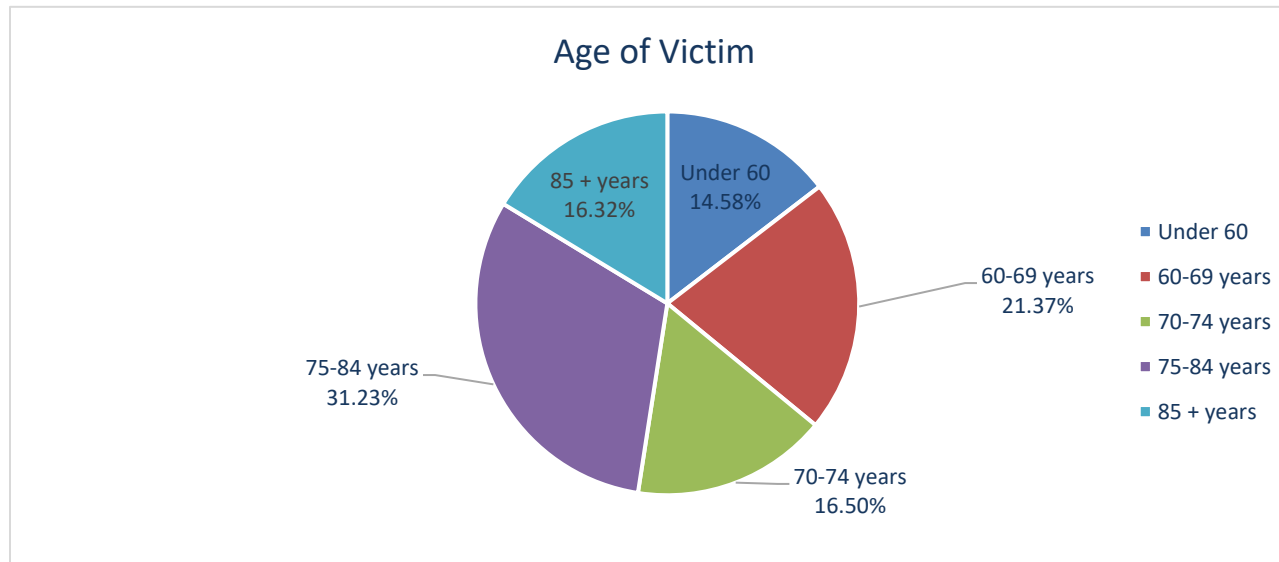




Aging & Disability Services Vulnerable Adult Abuse

Age, Race, Gender and Ethnicity of Victim

Age of Victim	Under 60	60-69 years	70-74 years	75-84 years	85 + years	Total
Carson County	40	60	55	101	46	302
Churchill County	21	26	15	33	22	117
Clark County	779	1,031	790	1,543	829	4,972
Douglas/Humboldt County	15	50	23	84	44	216
Elko County	30	36	28	35	6	135
Eureka/Lander/Lincoln/Mineral/Pershing/Storey/White Pine County	23	25	16	43	14	121
Lyon County	25	47	44	78	29	223
Nye County	19	61	51	80	39	250
Washoe County	247	421	335	571	313	1,887
State Total:	1,199	1,757	1,357	2,568	1,342	8,223
% of Total	14.58%	21.37%	16.50%	31.23%	16.32%	





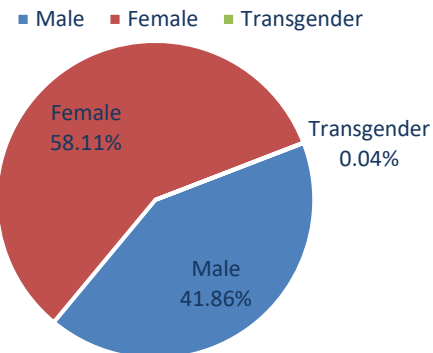
Aging & Disability Services Vulnerable Adult Abuse

Age, Race, Gender, and Ethnicity of Victim

Gender of Victim

	Male	Female	Transgender	Total
Carson County	115	187	0	302
Churchill County	52	65	0	117
Clark County	1,990	2,981	1	4,972
Douglas County	68	104	0	172
Elko County	75	60	0	135
Eureka/Lander/Lincoln County	20	16	0	36
Humboldt County	21	23	0	44
Lyon County	104	119	0	223
Mineral County	16	27	0	43
Nye County	112	138	0	250
Pershing/Storey County	7	6	0	13
Washoe County	850	1,035	2	1,887
White Pine County	12	17	0	29
State Total:	3,442	4,778	3	8,223
% of Total	41.86%	58.11%	0.04%	

Gender of Victim

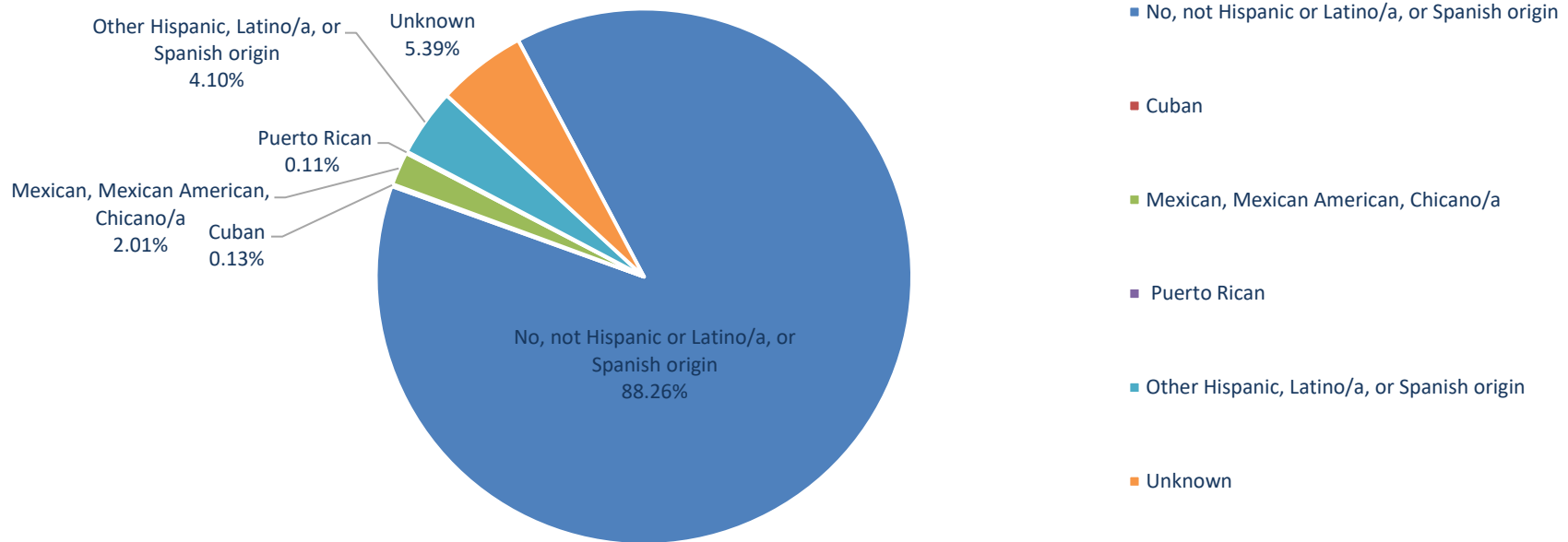




Aging & Disability Services Elderly Abuse

Age, Race, Gender, and Ethnicity of Victim

Ethnicity of Victim



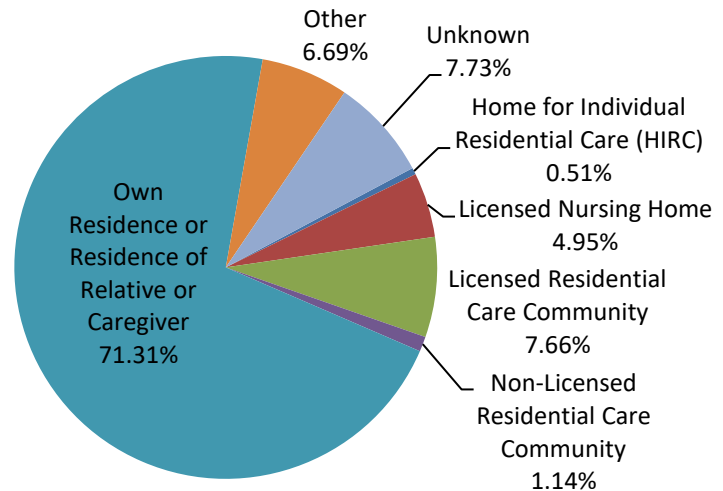
Ethnicity of Victim	No, not Hispanic or Latino/a, or Spanish origin	Cuban	Mexican, Mexican American, Chicano/a	Puerto Rican	Other Hispanic, Latino/a, or Spanish origin	Unknown	Total
Clark County	4,305	11	108	7	239	302	4,972
Washoe County	1,719	0	29	0	58	81	1,887
All Other Counties	1,234	0	28	2	40	60	1,364
State Total:	7,258	11	165	9	337	443	8,223
% of Total	88.26%	0.13%	2.01%	0.11%	4.10%	5.39%	



Aging & Disability Services Vulnerable Adult Abuse

Victim's Residence Type, Type of Abuse, and Relationship to Offender

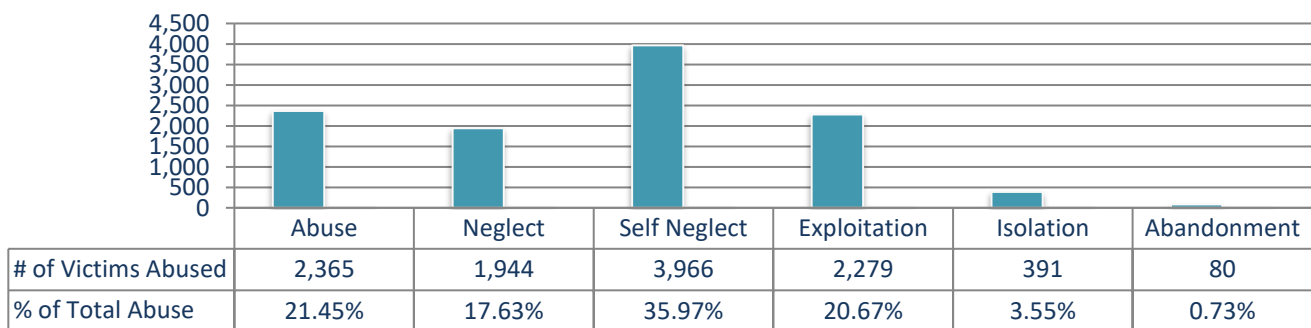
- Home for Individual Residential Care (HIRC)
- Licensed Nursing Home
- Licensed Residential Care Community
- Non-Licensed Residential Care Community
- Own Residence or Residence of Relative or Caregiver
- Other



Type of Abuse to Victim

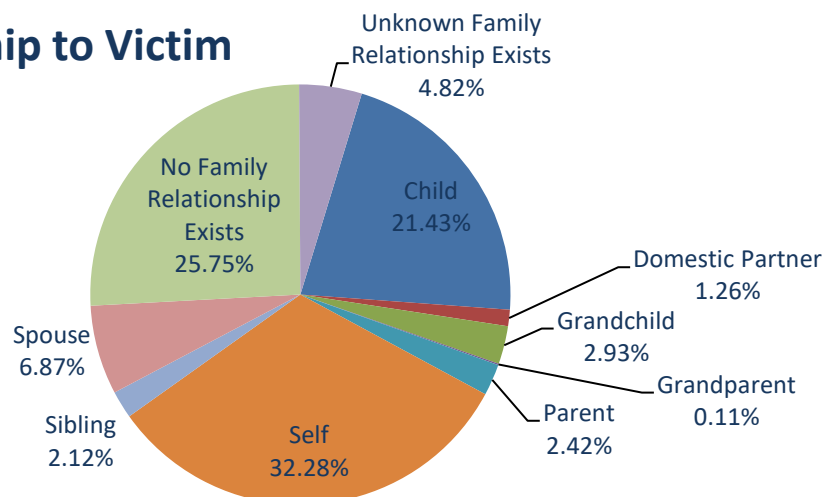
Substantiated & Unsubstantiated

■ # of Victims Abused



Offender's Relationship to Victim

- Child
- Domestic Partner
- Grandchild
- Grandparent
- Parent
- Self
- Sibling



THIS PAGE WAS LEFT INTENTIONALLY BLANK



Supplemental Hate Crime



About Supplemental Hate Crime Data

The reporting of the actual Hate Crime data is available in our Theme Oriented Public Site (TOPS) under the theme "Hate Crime". The link to the TOPS site is as follows

<https://nevadacrimestats.nv.gov/tops>

The reporting of the additional data presented here is collected per the guidelines set forth in NRS 193.360 & NRS 179A.175

NRS 193.360

Duty of state and local law enforcement agencies to submit data relating to crimes manifesting evidence of prejudice based on race, color, religion, national origin, physical or mental disability, sexual orientation or gender identity or expression, limitation on use of data.

1. Each state or local law enforcement agency in this State shall submit on a monthly basis a record of all crimes that manifest evidence of prejudice based on race, color, religion, national origin, physical or mental disability, sexual orientation or gender identity or expression, including, without limitation, the basis on which any such crime occurred, to the Central Repository for Nevada Records of Criminal History, in accordance with the guidelines adopted by the Director of the Department of Public Safety pursuant to subsection 2 of [NRS 179A.175](#).
2. Data acquired pursuant to this section must be used only for research or statistical purposes and must not contain any information that may reveal the identity of an individual victim of a crime.
(Added to NRS by [2021, 236](#))

NRS 179A.175

Establishing program; adoption of guidelines for collection of statistical data; report; data to be used only for research or statistical purposes; data to be made available to public; data to be provided to Federal Bureau of Investigation.

1. The Director of the Department shall establish within the Central Repository a program for reporting crimes that manifest evidence of prejudice based on race, color, religion, national origin, physical or mental disability, sexual orientation or gender identity or expression.
2. The program must be designed to collect, compile and analyze statistical data about crimes that manifest evidence of prejudice based on race, color, religion, national origin, physical or mental disability, sexual orientation or gender identity or expression. The Director shall adopt guidelines for the collection of the statistical data, including, but not limited to, the criteria to establish the presence of prejudice and the manner in which the data must be reported to the Central Repository.



About Supplemental Hate Crime Data(contd)

3. The Central Repository shall include in any appropriate report an independent section relating solely to the analysis of crimes that manifest evidence of prejudice based on race, color, religion, national origin, physical or mental disability, sexual orientation or gender identity or expression.
4. Data acquired pursuant to this section must be used only for research or statistical purposes and must not contain any information that may reveal the identity of an individual victim of a crime.
5. The Central Repository shall make all data acquired pursuant to this section and data regarding any prosecution of a violation of [NRS 207.185](#) and any sentence imposed pursuant to [NRS 193.1675](#) available to the public.
6. The Central Repository shall ensure that the data acquired pursuant to this section is provided to the Federal Bureau of Investigation for inclusion in the annual Hate Crime Statistics report of the Uniform Crime Reporting Program.
7. As used in this section, "gender identity or expression" has the meaning ascribed to it in [NRS 193.0148](#).

(Added to NRS by [1995, 2706](#); A [2013, 65; 2015, 845, 2765; 2021, 237](#))



Report Terminologies

The following report will describe and summarize the supplemental Hate Crime reports that are received by the Criminal Records Unit within the Department of Public Safety in the State of Nevada.

The information contained in this report was gathered by running reports in house. The following definitions describe the various variables used in the reports.

- **Hate Crime Arrests:** The total number of arrests with one of the hate crime Nevada Offense Codes (NOCs) during the time-period selected.
- **Hate Crime Arrests with Dispositions:** The total number of arrests with hate crime NOCS and the number that have dispositions, but it does not differentiate between the type of disposition or disposition NOC
- **Hate Crime Arrests with Hate Crime Dispositions:** Total number of convictions where the original arrest was a hate crime NOC and the disposition is Pled Guilty (PLG), Found Guilty (GAT) or Deferred adjudication (DEF) and the disposition NOC was a hate crime NOC (if the disposition was dismissed, charges were denied by the prosecutor, no charges filed or not guilty, then it wasn't a conviction therefore is not included.)

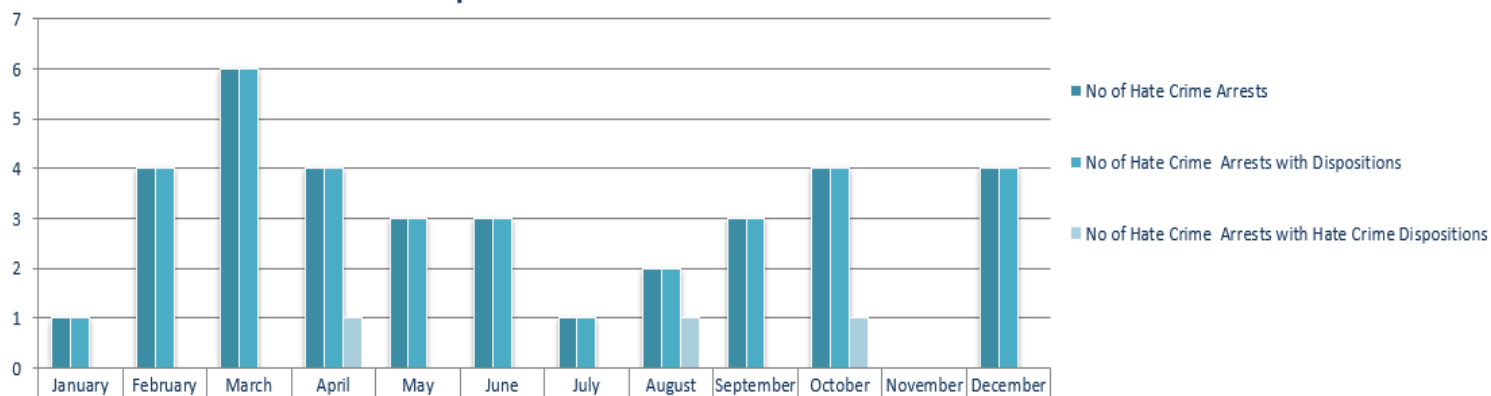


Supplemental Hate Crime Data

Hate Crime Arrests, Dispositions and Hate Crime Dispositions

Month	No of Hate Crime Arrests	No of Hate Crime Arrests with Dispositions	Percentage of Arrests with Dispositions	No of Hate Crime Arrests with Hate Crime Dispositions
January	1	1	100.00%	0
February	4	4	100.00%	0
March	6	6	100.00%	0
April	4	4	100.00%	1
May	3	3	100.00%	0
June	3	3	100.00%	0
July	1	1	100.00%	0
August	2	2	100.00%	1
September	3	3	100.00%	0
October	4	4	100.00%	1
November	0	0	#DIV/0!	0
December	4	4	100.00%	0
Total	35	35	100.00%	3

Hate Crimes and Dispositions



No of Hate Crime Arrests	1	4	6	4	3	3	1	2	3	4	0	4
No of Hate Crime Arrests with Dispositions	1	4	6	4	3	3	1	2	3	4	0	4
No of Hate Crime Arrests with Hate Crime Dispositions	0	0	0	1	0	0	0	1	0	1	0	0

Note: Number of Arrests is reported to UCR by Law Enforcement Agencies (LEA). Disposition information is provided to UCR by the Criminal Records Unit.

THIS PAGE WAS LEFT INTENTIONALLY BLANK



This concludes our publication.

Thank you for taking the time to read *Uniform Crime Reporting*.

If you require further information you can contact us at:

**Nevada Department of Public Safety
Records, Communications and Compliance Division
333 West Nye Lane Suite 100
Carson City, NV 89706
(775) 684-6262
<http://rccd.nv.gov>**